

॥ ओ३म् ॥



# DAV PUBLIC SCHOOL, SAMANA

(Senior Secondary)

CBSE Affiliated (1630571)

**Under : DAV College Managing Committee, New Delhi**

Near Chak, Patran Road, Samana-147101 | Phone : 01764-221815,  
9878144815

E-mail: davsamana@gmail.com, davsamana@yahoo.com

Website : [www.davsamana.org](http://www.davsamana.org)

## STUDY PLAN

### Class 9<sup>th</sup>

Name \_\_\_\_\_

Section \_\_\_\_\_

Roll No. \_\_\_\_\_

Adm. No. \_\_\_\_\_

## INDEX

SUBJECT	FIRST TERM	SECOND TERM
ENGLISH	12-16	16-18
HINDI	18-21	22
MATHEMATICS	23-25	26
SCIENCE	26-29	29-30
SOCIAL SCIENCE	30-33	33-35
PUNJABI	35-38	38-40
COMPUTER	40-42	42-43
NAITIK SHIKSHA	44-46	46-47
PERFORMING ARTS	47-49	49
HEALTH & PHYSICAL EDUCATION	50-52	52-53
ACTIVITIES LIST OF EK BHARAT SHRESHTHA BHARAT	54	
ECO CLUB	55	
MEDICAL PLANNER	56	
TEST SCHEDULE & CALENDAR ACTIVITIES	57	
NATIONAL & INTERNATIONAL IMPORTANT DAYS	58-63	
ARYA PARV	63	
LIST OF HOLIDAYS	64	
SCHOOL HOUSES	65	
DO'S AND DON'TS	66	
CODE OF CONDUCT	66	
TEN PRINCIPLES OF THE ARYA SAMAJ	67	

## Principal Message



**Dr. Mohan Lal Sharma**  
Founder Principal

**"Education is a shared commitment between dedicated teachers, motivated students and enthusiastic parents with high expectations"**

### Dear Students

Today, the role of a school is not only to pursue academic excellence but also to encourage and empower its students to be lifelong learners, critical thinkers, and productive members of an ever-changing global society. More than a decade back DAV SAMANA pledged to transform education. The school that is being run under the able stewardship of Honorable President **Dr. Poonam Suri Ji** has earned its own position not only in Samana but also in its surrounding areas. At DAV, we provide an atmosphere to our students for multifaceted development, where children get such a platform which helps them to channelize their potential in the pursuit of excellence. This can only be possible in a holistic, student-centric environment.

The school is striving hard to make the best possible efforts to inculcate strong Vedic roots combining with academics and extra-curricular activities in the children. Transforming every individual into a self-reliant and independent citizen, the school provides an amalgam of scholastic and co-scholastic activities with International exposure. In our curriculum, the student is the primary focus and each child is involved in the learning process.

The parents are the most strengthening power in moulding the future of children. Their consistent support empowers us to do more and more. I pay my gratitude to them for their faith in us.

I am confident enough that the DAVIANS will make themselves stronger day by day, adding a new leaf to the grandeur of the school.

Blessings,

**Dr. Mohan Lal Sharma**  
Principal

## STUDY PLAN - AN IMPORTANT TOOL

Study plan is a technique that enables you to make the most efficient use of your time, resources and academic potentials. As we journey together, you may face many challenges and to enable you to overcome the obstacles we offer you this wonderful tool-Study Plan to make you familiar with the values and Academic Syllabi of the school. This will increase your awareness of how you study and you will become more confident. Make this planner a part of your schedule for getting success this year.

.....

### GREEN RULES

- ❖ Be kind, polite, helpful and aware of others' feelings.
- ❖ Try your best, work hard and learn from your own mistakes.
- ❖ Respect your educators.
- ❖ Make yourself presentable.
- ❖ Take responsibility for your education.
- ❖ Be organized.
- ❖ Don't be a distraction.
- ❖ Do the task with dedication.
- ❖ Stick to your goals.

## GENERAL INSTRUCTIONS (FOR PARENTS)

- ❖ Parents are requested to co-operate with the school in its attempt to help towards their children's progress by paying attention to their regularity, punctuality and discipline.
- ❖ Constant vigilance on the part of the parents pays rich dividends. We earnestly recommend that parents should take interest in the daily activities of the children both inside and outside the school and check the diary daily for any notes from the teacher. Kindly attend all Parent-Teacher Meetings in the interest of your wards.
- ❖ If you have any suggestions regarding your ward's study, you are welcome to contact the Principal/ Supervisor/ Co-ordinator/Class Teacher/Subject Teacher during Parent-Teacher Meeting or with prior appointment with Principal/ Supervisor/ Co-ordinator between (9:00 a.m. to 10:00 a.m.).
- ❖ Parents are requested not to enter the class room either to see their wards or to seek interviews with the teachers during class hours. No half day/short leave will be given to the student.
- ❖ Unauthorized absence for 6 consecutive days renders the student liable to have his/her name struck off the rolls. Sick children should not be sent to the school for a test or an examination. Medical certificate may be sent along with an application on the same or next day positively. Student will be fined Rs.10 per day, if the child remains absent for the consecutive two days.
- ❖ Children when suffering from infectious disease should not be sent to school to attend classes. The student is required to produce a fitness certificate from a Medical Practitioner / Doctor on joining.
- ❖ Any change of Residential / Official Address / Telephone Number should be notified to the class teacher and school office immediately.
- ❖ Ensure that the child maintains personal hygiene, has nutritious breakfast and diet and avoids eatables from roadside vendors.

- ❖ Students are not allowed to carry / use "Mobile Phones" within the school premises.
- ❖ As the medium of instruction in the school is English. So, children should be helped to follow their work easily and intelligently by a certain amount of regular conversation in English at home.
- ❖ As soon as the diary is issued, the parents should fill in all the required data and sign in the spaces provided.
- ❖ Parents should sign the school diary daily. Daily assignment, irregularity in
  - a) Completion of assignment
  - b) Bringing of Books.
  - c) Wearing proper uniform, or any other instruction and circulars given should be acknowledged by signing the diary at the respective spaces provided.
- ❖ Legitimate complaints should be brought to the knowledge of the Principal without delay.
- ❖ Please ensure that the child is sent neatly dressed. Nails should be trimmed regularly. Expensive jewellery and watches, nail polish and make up is not permitted.
- ❖ Encourage the children to participate in all curricular and co-curricular activities. This is very necessary for gaining self-confidence and self-satisfaction

## MODE OF EXAMINATION

1. The First Term examination will be held in the month of September and Annual examination will be held in the month of February / March.
2. Grading System is in the paper of Music / Dance, G.K., Naitik Shiksha, Health & Physical Education.
3. A student must pass separately in both (Written+ Practical) exams.
4. Duration of each paper will be of three hours.

\*\*\*\*

## TEACHER SHOULD KEEP IN MIND

1. Use a variety of tools (Oral, Projects, Presentation).
2. Understand different learning styles and abilities.
3. Develop child's individual's skills, interests, attitudes and motivation.
4. Monitor the changes taking place in a child's learning, behavior and progress over time.
5. Share the assessment criteria with the students.
6. Allow peer and self-assessment.
7. Give an opportunity to the students to improve.
8. Use an "Indoor Voice" when speaking in the class.

## Examination Instruction

1. Students **MUST** reach the exam centre in time.
2. No student will be allowed to enter in the examination centre after time will be over.
3. Students are required to bring their own pen, pencil and ink. Only blue black or royal blue ink / ball point pen is to be used.
4. No student, without permission of the Invigilators/Duty teacher, shall leave his / her seat or the Examination Hall until the end of the examination. No student shall speak without permission. If it is necessary for the candidate to communicate, he/she shall stand up in his / her place.
5. Answer shall be written on both sides of the answer book supplied to the candidate and on the both side of the answer book. No candidate shall tear out any leaf from the answer book.
6. If a student write his / her roll no. or put any special mark in any part of the answer book or drawing sheet, map etc. other than the space provided for the purpose he will render himself liable to have his/her paper cancel.
7. Students can be physical search by the center duty teacher before or during the examination at any time.
8. The student shall not ask for supplementary answer sheet till the main answer book / the earlier supplementary answer book is filled.



9. Apart from what is stated to be unfair means in the rules, regulations and Bye-Laws of the Board, if a candidate during the course of examination, is found indulging in any of the following, he/she shall specifically be deemed to have used unfair means at the examinations and as such his/her result shall not be declared but shall be marked as UNFAIRMEANS (U.F.M.):
- a) Having in possession any item or article which has been prohibited in examination centre or may be used for unfair practices including any stationery item, communication device, accessories, eatable items, ornaments or any other material or information relevant or not relevant to the examination in the paper concerned.

# VALUE EDUCATION

## APRIL

### **Courtesy & Co-operation:**

Recognition of mutual interdependence with others resulting in Polite treatment and respect.

- Politeness
- Sympathy
- Civility
- Collaboration
- Assistance

## MAY

### **Kindness & Generosity:**

Concern for suffering or distress of others.

- Affection
- Decency
- Gentleness
- Altruism
- Support

## JUNE

### **Accountability & Commitment:**

Responsibility for one's actions and their consequences.

- Liability
- Blame worthiness
- Answerability
- Promise
- Responsibility

## TOPIC

## JULY

### **Nurture the Nature/**

### **Conservation:**

Avoid wastage and pollution of Natural resources.

- Natural Environment
- Care and Conservation of Land, Clean Air and Pure Water

## AUGUST

### **Honesty & Integrity:**

The quality or fact of being truthful, upright & fair.

- Truthful
- worthy of confidence
- Trustworthy
- Patient
- Sincere

## SEPTEMBER

### **Safety & Security:**

Condition of being protected from danger or risk.

- Immunity
- Assurance
- Defence
- Protection
- Precautions

## OCTOBER

### Respect & Forgiveness:

Treat others the way you like to be treated. Care for others and Environment.

- Respect for Creator
- Respect for Others
- Respect for authority
- Respect for environment
- Respect for health

## NOVEMBER

### Tolerance & Acceptance:

To respect someone's Belief & Choices.

- Tolerate Others
- Co-operate and Encourage Others
- Empathy for others
- Harmony

## DECEMBER

### Care & Compassion:

Concern for Sufferings of others & being Sympathetic.

- Love for Living Beings
- Attitude of Kindness
- Generous
- Courtesy
- Empathy
- Self- Heartedness

## JANUARY

### Loyalty & Patriotism:

Faithfulness to a person, institution, custom or idea to which one is bound by duty, pledge or a promise.

- Faithfulness
- Dutiful
- Steadfast
- Trustfulness
- Trustworthy
- Patriotic

## FEBRUARY

### Time Management:

Ability to use one's time effectively.

- Right Activity
- Effective Planning
- Setting Deadlines
- Setting Goals & Objectives

## MARCH

### Excellence / Doing Your Best:

Strive to achieve best at all times and to be good.

- Be Curious
- Help others to improve
- Focus on Task
- Identify Your Goals
- Hard Work

## ENGLISH

**Books :**

1. Beehive
2. Moments
3. Words and Expressions-1 Workbook
4. BBC Compacta

**Publication:**

1. NCERT
2. NCERT
3. NCERT

**“AN ENGLISH LANGUAGE IS A VISION OF LIFE.”**

**“WRITE TO BE UNDERSTOOD, SPEAK TO BE HEARD, READ TO GROW.”**

### IMPORTANCE OF ENGLISH

#### ENGLISH “THE GLOBAL LANGUAGE”

The study of English in this age of globalization is essential for all. It holds an important place in our life. From the pragmatic point of view, it should receive a great boost. English serves as a window to the world. The legacy of English Language has left an indelible imprint on the Indian Psyche. Hence, we cannot deal with English just as a foreign language. The entire spectrum of education and philosophy, science and technology has been benefited through the introduction of English language. In a multilingual state of ours, English may wonderfully serve as an effective auxiliary language. This language enjoys the most prestigious reputation in the world. It has a special identity in the field of education.

### AIMS & OBJECTIVES:

To enable the students -

1. To communicate effectively and appropriately in real life situations.
2. To read silently at varying speeds depending on the purpose of reading.
3. To express ideas in clear and grammatically correct English, using appropriate punctuation and cohesion devices.
4. To use an appropriate style and format to write letters (formal and informal), biographical sketches, dialogues, speeches, reports, articles, e-mails and diary entries.
5. To adopt different strategies according to the purpose of listening (e.g. for pleasure, general interest and specific information).
6. To speak intelligibly using appropriate word stress, sentence stress and intonation patterns.
7. To take active part in group discussions, showing ability to express agreement or disagreement, summarize ideas, elicit the views of others, and present own ideas.
8. To frame questions so as to elicit the desired response, and respond appropriately to questions.

**INSTRUCTIONS FOR THE TEACHERS:**

1. It is necessary that teacher's voice should be audible and clear.
2. Instructions should be given in English Language.
3. Teacher will make it sure that all the students must carry their study material like Textbooks, Notebooks etc.

**INSTRUCTIONS FOR THE STUDENTS:**

1. Students will converse in English Language.
2. Students will not speak in Hindi or Punjabi Language
3. Students will follow all the instructions of the teacher.
4. Students must maintain one test notebook.

**FIRST TERM (APRIL TO SEPTEMBER)**

<b>APRIL</b>				
<b>Book Name</b>	<b>Chapter No./ Name of Chapter</b>	<b>No. of Periods</b>	<b>Subject Enrichment / Art Integration Activities + Tools &amp; Techniques</b>	<b>Teaching Aids</b>
Beehive	Chapter - 1 The Fun They Had	3	<b><u>Subject Enrichment Activity</u> - Declamation- Importance of Technology in Education</b>	Textbook
Words and Expressions-1 Workbook	Unit 1	2	Self Reading	Textbook
Beehive	Poem - 1 The Road Not Taken	2	Class Discussion on Career Options	Textbook
Moments	Chapter - 1 The Lost Child	4	<b>Art Integration Activity – Flowchart Description of Chapter</b>	Textbook
Grammar	Tenses	3	Worksheet In BBC	E-Smart Board

**MAY**

Book Name	Chapter No./ Name of Chapter	No. of Periods	Subject Enrichment / Art Integration Activities + Tools & Techniques	Teaching Aids
Beehive	Chapter -2 The Sound of Music (Part 1 and 2)	2+2	<b>Art Integration Activity – Paste the Pictures of Various Musical Instruments</b>	Textbook
Words and Expressions-1 Workbook	Unit 2	2	Self Reading	Textbook
Beehive	Poem 2 Wind	1	Recitation & Discussion Method	Textbook
Beehive	Chapter-3 The Little Girl	3	Class Discussion on the role of parents in life	Textbook
Words and Expressions-1 Workbook	Unit 3	2	Self Reading	Textbook
Beehive	Poem 3 Rain on the Roof	2	Recitation & Discussion Method	Textbook
Moments	Chapter - 2 The Adventures of Toto	3	Self Reading & Explanation Method	Textbook
Moments	Chapter - 3 Iswaran The Storyteller	3	<b>Subject Enrichment Activity - Narrate any Scary Incident</b>	Textbook
Grammar	Modals	1	Worksheet on Modals	E-smart Board

**JUNE****SUMMER VACATION**

**JULY**

Book Name	Chapter No./ Name of Chapter	No. of Periods	Subject Enrichment / Art Integration Activities + Tools & Techniques	Teaching Aids
Beehive	Chapter - 4 A Truly Beautiful Mind	3	<b>Subject Enrichment Activity - Project on Achievements of Albert Einstein</b>	Textbook
Words and Expressions-1 Workbook	Unit 4	2	Self Reading	Textbook
Beehive	Poem - 4 The Lake Isle of Innisfree	2	Silent reading+ Explanation	Textbook
Beehive	Chapter - 5 The Snake and the Mirror	3	<b>Art Integration Activity - Picture Description of Chapter</b>	Textbook
Words and Expressions-1 Workbook	Unit 5	2	Self Reading	Textbook
Moments	Chapter - 4 In the Kingdom of Fools	3	Write down a humorous story about wise fools	Textbook
Beehive	Lesson 5 A Legend of the Northland	2	Silent reading + Explanation	Textbook

**AUGUST**

Book Name	Chapter No./ Name of Chapter	No. of Periods	Subject Enrichment / Art Integration Activities + Tools & Techniques	Teaching Aids
Beehive	Chapter 6 My Childhood	3	Discussion on Childhood Memories	Textbook
Words and Expressions-1 Workbook	Unit 6	2	Self Reading	Textbook

Moments	Chapter - 5 The Happy Prince	3	Class discussion on monuments and statues	Textbook
Beehive	Poem - 6 No men are Foreign	2	<b>Art Integration Activity - Poster Making on Universal brotherhood</b>	Textbook
Beehive	Chapter - 7 Packing	3	Self Reading & Explanation Method	Textbook
Words and Expressions-1 Workbook	Unit 7	2	Self Reading	Textbook
Moments	Chapter - 6 Weathering the Storm in Ersama	3	Self Reading & Explanation Method	Textbook
Grammar	Determiners	1		E-smart Board

**SEPTEMBER****HALF YEARLY EXAMINATION****SECOND TERM (OCTOBER TO MARCH)****OCTOBER**

Book Name	Chapter No./ Name of Chapter	No. of Periods	Subject Enrichment / Art Integration Activities + Tools & Techniques	Teaching Aids
Beehive	Poem 7 The Duck and The Kangaroo	2	Silent Reading + Explanation	Textbook
Beehive	Chapter 8 Reach for the Top (Part 1 and 2)	3+2	<b>Art Integration Activity - Paste the Pictures of Mountaineers who scaled Mount Everest</b>	Textbook
Words and Expressions-1 Workbook	Unit 8	2	Self Reading	Textbook
Beehive	Poem - 8 On Killing A Tree	2	Silent Reading	Textbook



Beehive	Poem 9 The Snake Trying	2	Recitation & Discussion Method	
Moments	Chapter - 7 The Last Leaf	3	<b>Art Integration Activity - Picture Description of Chapter</b>	Textbook
Grammar	Prepositions	2	Worksheet	E-smart Board

**NOVEMBER**

<b>Book Name</b>	<b>Chapter No./ Name of Chapter</b>	<b>No. of Periods</b>	<b>Subject Enrichment / Art Integration Activities + Tools &amp; Techniques</b>	<b>Teaching Aids</b>
Beehive	Chapter 9 The Bond of Love	3	<b>Subject Enrichment Activity – Speech on Be Kind towards Animals</b>	Textbook
Words and Expressions-1 Workbook	Unit 9	2	Self Reading	Textbook
Beehive	Chapter 10 Kathmandu	3	<b>Art Integration Activity - Brochure Making on Kathmandu</b>	Textbook
Words and Expressions-1 Workbook	Unit 10	2	Self Reading	Textbook
Moments	Chapter 8 A House is not a Home	3	<b>Subject Enrichment Activity - Write a diary entry sharing your travelling experience</b>	Textbook
Moments	Chapter 9 The Accidental Tourist	3	Self Reading & Explanation Method	Textbook
Grammar	Passive Voice	2	Worksheet on Passive	E-Smart Board

## DECEMBER

Book Name	Chapter No./ Name of Chapter	No. of Periods	Subject Enrichment / Art Integration Activities + Tools & Techniques	Teaching Aids
Beehive	Chapter 11 If I were You	3	Art Integration Activity - Flowchart Description of the Chapter	Textbook
Words and Expressions-1 Workbook	Unit 11	2	Self Reading	Textbook
Moments	Chapter 10 The Beggar	3	Self Reading & Explanation Method	Textbook
Beehive	Poem 10 A Slumber did My Spirit Seal	2	Silent Reading	Textbook

DECEMBER TO FEBRUARY  
MARCHREVISION  
ANNUAL EXAMINATION

## हिंदी

- पाठ्य पुस्तकें : 1. क्षितिज -1 (एन.सी.ई.आर.टी)  
2. कृतिका ;एन.सी.ई.आर.टी)  
3. व्याकरण प्रकाश

निज भाषा उन्नति अहै , सबे उन्नति को मूल ।

बिन निज भाषा ज्ञान के , मिटत न हिय को सूल ॥

भारत एक बहुभाषी देश है जिसमें बहुत सी भाषाओं का समावेश है । भाषिक और सांस्कृतिक दृष्टि से भिन्न होने के बावजूद भारतीय परम्परा बहुत कुछ ऐसा है जो एक दूसरे को जोड़ता है । यही कारण है कि मातृभाषा के रूप में यह भाषा सभी को एकता के सूत्र में पिरोती है । बचपन से हिंदी पढ़ता आ रहा बच्चा नवीं , दसवीं तक हिंदी भाषा में निपुण हो जाता है । वह एक ओर जहाँ हिंदी भाषा से सारे देश से जुड़ेगा वहीं दूसरी ओर अपने क्षेत्र और परिवेश को हिंदी भाषा के माध्यम से जानने की कोशिश भी करेगा क्योंकि किशोरावस्था के इन बच्चों के मानसिक धरातल का विकास विश्व-स्तर तक पहुँच चुका होता है । प्रयास यह होगा कि विद्यार्थी भाषा के लिखित प्रयोग के साथ सहज व स्वाभाविक मौखिक अभिव्यक्ति में भी सक्षम हो सके ।

## हिंदी भाषा पढ़ने / पढ़ाने के मुख्य उद्देश्य

- भाषा के शुद्ध एवं प्रभावशाली प्रयोग की क्षमता विकसित करना |
- शब्द भंडार की वृद्धि तथा व्याकरण का समुचित ज्ञान |
- दैनिक जीवन में हिंदी समझने बोलने के साथ- साथ लिखने की क्षमता का विकास करना |
- हिंदी के माध्यम से अपने अनुभव को संसार को लिखकर सहज अभिव्यक्ति कर पाने की क्षमता का विकास करना |
- बच्चों में रट्टा प्रवृत्ति को कम कर के सोच समझ कर स्वयं कार्य करने की क्षमता का विकास करना |
- भाषा के चारों कौशलों करना विकास उत्तरोत्तर का (चिंतन व लिखना ,पढ़ना ,बोलना ,सुनना)
- स्वतंत्र और मौखिक रूप से अपने विचारों की अभिव्यक्ति का विकास करना |
- अपनी मातृभाषा और परिवेशगत भाषा को साथ रख कर हिंदी की संरचनाओं को समझना

## अध्यापकों के लिए सामान्य निर्देश :

- अध्यापक पहले से ही पाठ- योजना तैयार करें |
- कक्षा में भाषा का उच्चारण शुद्ध एवं प्रभावशाली होना चाहिए |
- जाँच कार्य समय अनुसार और सतर्कता पूर्वक होना चाहिए |
- सभी अध्यापक विद्यार्थियों के पठन कौशल में विशेष ध्यान दें |

## विद्यार्थियों के लिए सामान्य निर्देश :

- बच्चे पाठ के पठन पर विशेष ध्यान देंगे |
- लिखित कार्य करते समय लिखाई सुंदर एवं स्पष्ट होनी चाहिए |
- शब्दों की बनावट और मात्राओं पर विशेष ध्यान दें |
- विद्यार्थी कक्षा में अनुशासित ढंग से पठन- पाठन प्रक्रिया में भाग लें |

नोट \* -: वर्ष भर में तीन आवधिक परीक्षाएँ आयोजित की जाएँगी।

- नोटबुक प्रस्तुतिकरण में नियमितता ,कार्यपूर्ति , स्वच्छता और रख-रखाव को जाँचा जाएगा |
- विषय सवर्धन गतिविधि में भाषा के वाचन एवं श्रवण कौशल पर बल दिया जाएगा |
- सत्र के अंत में 100% पाठ्यक्रम मूल्यांकन में शामिल किया जाए |
- लिखित परीक्षण की कॉपी सत्र भर एक ही होनी चाहिए और उसका रख- रखाव सही ढंग से होना चाहिए।

निम्न पाठों से प्रश्न नहीं पूछे जाएँगे

क्षितिज :

पाठ - 3 (उपभोक्तावाद की संस्कृति)

पाठ - 8 (एक कुत्ता और एक मैना)

पाठ -13 (ग्राम श्री)

कृतिका :

पाठ -1 (इस जल प्रलय में)

पाठ -5 (आखिरकार मैं हिंदी में कैसे आया ?)

प्रथम सत्र (अप्रैल से सितंबर तक)

अप्रैल

पुस्तक का नाम	पाठ का नाम और विषय	कालांश	विषय संवर्धन कला एकीकृत/ गतिविधि	सहायक सामग्री
क्षितिज	पाठ दो बैलों 1 - की कथा	5	पाठ में से मुहावरे छाँट कर लिखना	दृश्यात्मक सामग्री
क्षितिज	पाठ 2 - ल्हासा की ओर	5	वाचन कौशल यात्रा - वृतांत का वर्णन	ई -स्मार्ट
व्याकरण	समास तथा उपसर्ग* प्रत्यय/	4	-----	ई -स्मार्ट

मई

पुस्तक का नाम	पाठ का नाम और विषय	कालांश	विषय संवर्धन कला एकीकृत/ गतिविधि	सहायक सामग्री
क्षितिज	पाठ साखियाँ 9 -	5	दोहा गायन	पाठ्य पुस्तक
क्षितिज	पाठ - 10 वाख	5	अपठित गद्यांश*	*कार्य प्रपत्र
कृतिका	पाठ मेरे संग 2 - की औरतें	6	समाज के उत्थान में प्रमुख कुछ स्त्रियों की भूमिका का वर्णन	दृश्यात्मक प्रस्तुतीकरण
व्याकरण*	अलंकार तथा* अनुच्छेद लेखन	4	-----	- ई*स्मार्ट

जून जुलाई में होने वाली आवधिक परीक्षण की तैयारी + ( ग्रीष्मावकाश )

जुलाई

पुस्तक का नाम	पाठ का नाम और विषय	कालांश	विषय संवर्धन कला एकीकृत/ गतिविधि	सहायक सामग्री
क्षितिज	पाठ -11 वाख	5	श्री कृष्ण से संबंधित किसी* एक विषय की चर्चा	दृश्यात्मक प्रस्तुतिकरण
क्षितिज	पाठ 4 – सावलेँ सपनों की याद	5	प्रकृति संबंधी कवियों का वर्णन	पाठ्य पुस्तक
क्षितिज	पाठ -12 कैदी और कोकिला	5	स्वाधीनता आन्दोलन में योगदान देने वाले क्रांतिकारियों की सूची बनाना	ई –स्मार्ट
व्याकरण*	वाक्य भेद तथा पत्र* लेखन तथा संवाद लेखन	4	-----	ई –स्मार्ट

अगस्त

पुस्तक का नाम	पाठ का नाम और विषय	कालांश	विषय संवर्धन कला एकीकृत/ गतिविधि	सहायक सामग्री
क्षितिज	पाठ 5 – नाना साहिब की पुत्री देवी मैना को भस्म किया गया	6	भारतीय स्वाधीनता आंदोलन में महिलाओं को योगदान पर चर्चा करना	दृश्यात्मक प्रस्तुतिकरण
क्षितिज	पाठ – 6 प्रेमचंद के फटे जूते	6	आदमी की सही पहचान* पोशाक रचनात्मक) व्यक्तित्व / (लेखन	सम्बंधित पुस्तकें
क्षितिज	पाठ -14 चंद्र गहना से लौटती बेर	4	कविता में वर्णित फसलों की जानकारी देना	सम्बंधित पुस्तकें
व्याकरण	लघु कथा निर्माण	2	-----	ई स्मार्ट

सितम्बर

दोहराई + अर्ध वार्षिक परीक्षा

## द्वितीय सत्र अक्टूबर से मार्च तक

## अक्टूबर

पुस्तक का नाम	पाठ का नाम और विषय	कालांश	विषय संवर्धन कला एकीकृत/ गतिविधि	सहायक सामग्री
क्षितिज	- पाठ*15 मेघ आए	5	रचनात्मक कौशल*.विज्ञापन लेखन	पाठ्य पुस्तक
क्षितिज	पाठ - मेरे 7 बचपन के दिन	5	महादेवी वर्मा का परिचय*	ई -स्मार्ट
कृतिका	पाठ - रीढ़ 3 की हड्डी	6	सामाजिक कुरीतियों का वर्णन करना	दृश्यात्मक प्रस्तुतिकरण
व्याकरण*	उपसर्ग प्रत्यय/ तथा समास	4	-----	ई -स्मार्ट

## नवम्बर

पुस्तक का नाम	पाठ का नाम और विषय	कालांश	विषय संवर्धन कला एकीकृत/ गतिविधि	सहायक सामग्री
क्षितिज	पाठ-16 यमराज की दिशा	4	अपठित गद्यांश*	कार्य प्रपत्र
क्षितिज	पाठ-17 बच्चे काम पर जा रहे हैं	4	स्लोगन लेखन	ई स्मार्ट-
कृतिका	पाठ - 4 माटीवाली	6	विस्थापन जैसी समस्या पर चर्चा करना	दृश्यात्मक प्रस्तुतिकरण
व्याकरण*	अलंकार तथा वाक्य भेद	4	-----	ई- स्मार्ट

दिसंबर ६ जनवरी/ फरवरी. किए गए पाठ्य क्रम की दोहराई

मार्च

वार्षिक परीक्षा

# MATHEMATICS

TEXT BOOK: Mathematics IX (NCERT)

LAB MANUAL: Dinesh Lab Manual In Mathematics (By A.P. Singh)

Mathematics is an important component of school education. Mathematics is something that the man has himself created to meet the various demands of time. Right from morning till night, each single moment of the day is being controlled by mathematics. Life would be impossible without it. Mathematics is the science of all sciences and art of all arts.

## AIMS AND OBJECTIVES:

- To enable the students to discipline their minds properly.
- To help the child to know about the relationship of different topics in **MATHEMATICS**.
- To develop the technique of **PROBLEM SOLVING**
- To develop the interest of the students to know more about the nature of **MATHEMATICS**.
- To develop the power of **LOGICAL THINKING**.
- To develop the **SELF CONFIDENCE** of the child.

## INSTRUCTIONS FOR TEACHERS:

- **LESSON PLAN** must be prepared well in time.
- **CLASS ENTRANCE** should be with full confidence and positivity.
- **CONTENT DELIVERY** must be effective and long lasting.
- **COMMANDS OF TEACHER** must be equipped with GOOD VOCABULARY.
- **FAIR NOTE BOOK** must reflect efficiency of the concerned teacher.
- Test will be there at the end of EVERY CHAPTER.

## INSTRUCTIONS FOR STUDENTS:

- Students will do **MATHEMATICS PRACTICE** daily with a fixed schedule at home.
- **BOOK, NOTE BOOK** must be carried by students daily in school.
- Students must have a self responsibility to get their note books checked in time.
- Students must be **ATTENTIVE** in class.
- Tests must be **WELL PREPARED**.

## NOTE: BOOK AND FAIR NOTE BOOK

- It must be well maintained and kept safely throughout the year for evaluation

- Tally work must be done at the end of every chapter
- Parents signatures must be there immediately after teacher's checking
- Correction work must be done immediately (if remarked by the teacher)

#### ❖ **TEST NOTE BOOK**

- Will remain same throughout the term (otherwise test will not be evaluated)
- Must be well maintained
- Must be duly signed by the parents
- Correction work must be done immediately (if remarked by the teacher)
- Parents must communicate with teacher in case of poor performance

#### ❖ **LAB MANUALS**

- Each and every activity must be explained well
- Lab manuals must be prepared neatly
- It must be checked in time
- It must be kept safely throughout the year for evaluation

## FIRST TERM (APRIL TO SEPTEMBER)

### APRIL

Chapter No. With Name	No. of Periods	Subject Enrichment Activities	Teaching Aids
Chapter -1 Number System	8 - 10	Lab Activity -1,2	E-smart contents
Chapter-2 Polynomials	10-12	Lab Activity- 3 to 8	Revision of algebraic identities
Chapter-15 Probability	2	—	Related examples



**MAY**

Chapter No. With Name	No. Of Periods	Subject Enrichment Activities	Teaching Aids
Chapter-3 Co-ordinate Geometry	4-5	Lab activity - 9	Graph paper showing both axis with co-ordinates
Chapter-4 Linear Equations in Two Variables	4-6	_____	E-smart contents
Chapter- 5 Introduction to Euclid's Geometry	3-4	_____	_____
Chapter-6 Lines and Angles	7-8	Lab activity -10	E-smart contents
Chapter - 11 Constructions	4-5	_____	Student's geometry box

**JUNE SUMMER VACATIONS****JULY**

Chapter No. With name	No. Of periods	Subject Enrichment Activities	Teaching aids
Chapter 7 Triangles	12-14	Lab activity - 12,14, 15, 16, 17, 18	E-smart contents
Chapter-12 Heron's Formula	4-5	Lab Activity- 23	Formulae Revision of areas of all triangles

**AUGUST**

Chapter No. With name	No. Of periods	Subject Enrichment Activities	Teaching aids
Chapter-8 Quadrilaterals	10-12	Lab activity- 11,13,19,20,21,22,25	E-smart contents
Chapter-10 Circles	10-12	Lab activity-27 to 31	E-smart contents

**SEPTEMBER HALF YEARLY EXAMINATION**

## SECOND TERM (OCTOBER TO MARCH)

## OCTOBER

Chapter No. With Name	No. Of Periods	Subject Enrichment Activities	Teaching Aids
Chapter-9 Areas of parallelograms and triangles	12-13	Lab Activity -24,26	E-smart contents

## NOVEMBER

Chapter No. With Name	No. Of Periods	Subject Enrichment Activity	Teaching Aids
Chapter-13 Surface Areas and Volumes	10-12		3D Shapes
Chapter-14 Statistics	5-7		Revision of related terms

DECEMBER/JANUARY/FEBRUARY: REVISION

MARCH

ANNUAL EXAMINATION

SCIENCE**Book:-** NCERT (National Council of Education Research and Training)**Reference Books :-****Publication:**

Biology (Madhu Bahl)

Viva Publication

Chemistry (S.K. Jain)

Viva Publication

Physics (S.K.Jain)

Viva Publication

**“ The Science of Today is the Technology of Tomorrow”****AIM & OBJECTIVES:**

1. To develop scientific attitude.
2. To develop and understand scientific concept, principles and laws.
3. To create awareness and concern for a healthy environment.
4. To develop an aesthetic sense regarding scientists.
5. To develop observational and experimental skills.

**NOTE :** Notebooks of both Terms, Test Notebooks, Practical Files must be kept carefully for Assessment and Revision for Annual Examination.

## FIRST TERM (APRIL TO SEPTEMBER)

### APRIL

Chapter No. and Name	No. of periods	Subject Enrichment Activity	Teaching Aids
Lesson 1: Matter in Our Surroundings	10	<b>Experiment :</b> To carry out few chemical reactions and classify them as physical or chemical changes. <b>Experiment :</b> To prepare a true solution, suspension and colloidal solution and to distinguish them.	E-smart Laboratory Equipment
Lesson 5: Cell	10	<b>Experiment :</b> To prepare a temporary mount of onion peel and human cheek cell	E-smart Temporary Slide Preparation
Lesson 12: Sound	10	<b>Experiment :</b> To study the reflection of sound.	E-smart Laboratory Equipments

### MAY

Chapter No. and Name	No. of periods	Subject Enrichment Activity	Teaching Aids
Lesson 8: Motion (Half)	10	<b>Experiment :</b> Determination of speed of pulse propagated through a stretched slinky	E-smart
Lesson 2: Is Matter around us pure?	10	<b>Experiment :</b> To prepare mixture and compound using iron fillings and sulphur powder and distinguish them.  <b>Experiment :</b> To separate the components of mixture of sand, salt and ammonium chloride	E-smart Laboratory Equipments

Lesson 6: Tissue	10	<b>Experiment:</b> To identify parenchyma, collenchyma and sclerenchyma tissues in plants, striped, smooth and cardiac muscle fibres and nerve cell in animals (prepared slides).	E-smart Permanent Slides
---------------------	----	--	-----------------------------

**JUNE - SUMMER VACATION****JULY**

Chapter No. and Name	No. of periods	Subject Enrichment Activity	Teaching Aids
Lesson 15: Improvement in Food Resources	10	<b>Experiment:</b> To study external features of root, stem, leaf and flower of monocot & dicot plants.	E-smart Laboratory Equipments
Lesson 3: Atoms and Molecules (Half)	10	<b>Experiment:</b> To verify law of conservation of mass.	E-smart
Lesson 8: Motion (Half)	5		E-smart

**AUGUST**

Chapter No. and Name	No. of periods	Subject Enrichment Activity	Teaching Aids
Lesson 9: Force and Laws of Motion	10	<b>Experiment:</b> To determine the density of solid by using spring balance and measuring cylinder.	E-smart Laboratory Equipments
Lesson 13: Why do we fall ill?	10	<b>Experiment :</b> To study the characteristics of Spirogyra/ Agaricus, moss/ fern, pinus and angiospermic plant.	E-smart

Lesson 3: Atoms and Molecules (Half)	10	<b>Experiment:</b> To determine the melting point of ice and boiling point of water.	E-smart
--	----	---	---------

**SEPTEMBER - HALF YEARLY EXAMINATION****SECOND TERM (OCTOBER TO MARCH)****OCTOBER**

Chapter No. and Name	No. of periods	Subject Enrichment Activity	Teaching Aids
Lesson 4: Structure of the Atom	10		E-smart Laboratory Equipment
Lesson 7: Diversity in Living Organisms (Half)	12	<b>Experiment:</b> To observe features of Animalia (specific and adaptive).	E-smart Specimens
Lesson 10: Gravitation	8		E-smart

**NOVEMBER**

Chapter No. and Name	No. of periods	Subject Enrichment Activity	Teaching Aids
Lesson 7: Diversity in Living Organisms (Half)	12	<b>Experiment</b> To observe features of Animalia (specific and adaptive).	E-smart Specimens
Lesson 11: Work, Energy and Power	13	<b>Experiment</b> To establish the relation between the loss in weight of a solid when fully immersed in water.	E-smart Laboratory Equipment
Lesson 14: Natural Resources	12		E-smart Permanent Slides

**JANUARY + FEBRUARY****REVISION****MARCH****ANNUAL EXAMINATION**

## SOCIAL SCIENCE

**Name Of Books:****Publication: NCERT**

- India and the contemporary world -1
- Democratic Politics -1
- Geography Contemporary -1
- Understanding Economic Development -1
- Disaster Management

**“A Subject which not only provides vast knowledge but also enables the human being to adapt himself in social, economic, political and cultural life.”**

**AIMS AND OBJECTIVES:**

1. Understand India and make a comparison with other countries in the world.
2. Develop respect for the rights of all social divisions that exist in society.
3. Get acquainted with revolutionary ideas and new philosophies.
4. Accept the need to protect and conserve environment.
5. Develop good human values and the spirit of tolerance and appreciate the role of India in today's world.
6. Develop respect for the constitution and appreciation of constitutional values.

**NOTE:**

1. All the activities and map skills must be done carefully.
2. Notebooks must be kept carefully for assessment and revision for annual examination.
3. Test notebooks must be properly maintained for whole term.

**INSTRUCTION FOR THE TEACHERS:**

1. It is necessary that teacher's voice should be audible and clear.
2. It is mandatory to prepare the teaching content in advance.
3. All the instructions should be given in English Language.
4. Teacher will make it sure that all the students must carry their study material like Textbooks, Notebooks etc

**INSTRUCTION FOR THE STUDENTS:**

1. Students must converse in English Language.
2. Students will not speak in Hindi or Punjabi Language.
3. Students must follow all the instructions of the teacher.

## FIRST TERM (APRIL TO SEPTEMBER)

### APRIL

Lesson No. / Topic	No. of Periods	Subject Enrichment Activities	Art Integration	Teaching Aids/ Technology
<b><u>GEOGRAPHY</u></b> Lesson-1: India-size and Location	4	<b>Map Filling</b>		Text Book, E-Smart Board Content
<b><u>Economics</u></b> Lesson-1: The story of Village Palampur	6		Discussion in class about income disparities	Flow Chart/ E-Smart Board Content
<b><u>CIVICS:</u></b> Lesson-2: What is Democracy? Why Democracy?	6			E-Smart Board Content

### MAY

Lesson No. / Topic	No. of Periods	Subject Enrichment Activities	Art Integration	Teaching Aids/ Technology
<b><u>History</u></b> Lesson-1: The French Revolution	8	Map activity, Group Discussion (Mind Map)	Graffiti Wall Activity	Flow chart with the help of E-Smart
<b><u>Geography</u></b> Lesson-2: Physical features of India	6	<b>Map Activity</b>	<b>Group Discussion</b>	E-Smart Board Content
<b><u>Economics</u></b> Lesson-2: People as Resource	6	Discussion		Graph analysis and E-Smart

### JUNE SUMMER VACATIONS + PROJECT ON DISASTER MANAGEMENT TOPICS

**JULY**

Lesson No. / Topic	No. of Periods	Subject Enrichment Activities	Art Integration	Teaching Aids/ Technology
<b>History</b> Lesson-3: Nazism and The Rise of Hitler	8	Group Discussion	Graffiti Wall Activity / Group Discussion	E-Smart Content
<b>Geography</b> Lesson-3: Drainage	6	Map Work	Role Play on Rivers	Maps, E-Smart Content
<b>CIVICS</b> Lesson-3: Constitutional Design	6			E-Smart

**AUGUST**

Lesson No. / Topic	No. of Periods	Subject Enrichment Activities	Art Integration	Teaching Aids/ Technology
<b>Economics</b> Lesson-3: Poverty as a Challenge	6	Discussion		Graph Analysis with E-Smart
<b>Civics</b> Lesson-4: Electoral Politics	6		Project: Political Cartoon Making on Election	Videos related with Elections.
<b>Geography</b> Lesson-4: Climate	6	Map Work		Newspaper, E-Smart

**LIST OF MAP ITEMS FOR SOCIAL SCIENCE****A. Subject - History****Chapter-1: The French Revolution:**

Outline map of France (For locating and labelling / Identification): Bordeaux, Nantes, Paris, Marseilles.

**B. Subject-Geography****Chapter-1: India-Size And Location:**

Indian States with Capitals, Tropic of Cancer, Standard Meridian, Southern most, northern most, eastern most and western most point of India (Location and Labelling)

**Chapter-2: Physical Features of India** (a) Mountain Ranges: The Karakoram, The Shivalik, The Aravali, The Vindhya, Western & Eastern Ghats



- (b) Mountain Peaks: K2, Kanchan Junga, Anai Mudi,  
 (c) Plateau: Deccan Plateau, Chotta Nagpur Plateau, Malwa plateau  
 (d) Coastal Plains: Konkan, Malabar, Coromandal & Northern Circar (Location and Labelling)

**Chapter-3: Drainage: Rivers: (Identification only)**

- (a) The Himalayan River Systems: The Indus, The Ganges, and The Satluj  
 (b) The Peninsular rivers: The Narmada, The Tapi, The Kaveri, The Krishna, The Godavari, The Mahanadi  
 (c) Lakes: Wular, Pulicat, Sambhar, Chilika, Vembanad, Kolleru

**Chapter-4: Climate**

- (a) Cities to locate: Tiruvananthpuram, Chennai, Jodhpur, Bangalore, Mumbai, Kolkata, Leh, Shillong, Delhi, Nagpur. (Location and Labelling)  
 (b) Areas receiving rainfall less than 20 cm and over 400 cm (Identification only)

**SEPTEMBER- REVISION + HALF YEARLY EXAMINATION**

**SECOND TERM (OCTOBER TO MARCH)**

**OCTOBER**

Lesson No. / Topic	No. of Periods	Subject Enrichment Activities	Art Integration	Teaching Aids/ Technology
<u><b>History</b></u> Lesson-4: Forest Society and Colonialism Or Lesson-5: Pastoralists in the Modern World (Optional) Or Lesson -6: Peasants and Farmers (Optional)	8	<b>Group Discussion</b>	Graffiti Wall Activity	E-Smart Content
<u><b>Geography</b></u> Lesson-5: Natural Vegetation and Wild Life	6	Map Activity		Map and E-Smart
<u><b>CIVICS</b></u> Lesson-5: Working of Institution	6	-		E-Smart Content

**NOVEMBER**

Lesson No. / Topic	No. of Periods	Subject Enrichment Activities	Art Integration	Teaching Aids/ Technology
<b>Civics</b> Lesson-6: Democratic Rights	6		Debate on Rights	E-Smart Content
<b>Economics</b> Lesson-4: Food Security in India	6	-		E-Smart and Pictures
<b>Geography</b> Lesson-6: Population	6	Map Activity		E-Smart Content

## DECEMBER

Lesson No. / Topic	No. of Periods	Subject Enrichment Activities	Art Integration	Teaching Aids/ Technology
<b>History</b> Lesson-2: Socialism and the Russian Revolution	7		Group Discussion	E-Smart Content

### Chapter-5: Natural Vegetation And Wild Life

- (a) Vegetation Type: Tropical Evergreen Forest, Tropical Deciduous Forest, Thorn Forest, Montane Forests and Mangrove- For identification only
- (b) National Parks: Corbett, Kaziranga, Ranthambor, Shivpuri, Kanha, Simlipal & Manas
- (c) Bird Sanctuaries: Bharatpur and Ranganthitto
- (d) Wild life Sanctuaries: Sariska, Mudumalai, Rajaji, Dachigam (Location and Labelling)

### Chapter-6: Population (location and labeling)

- (a) The state having highest and lowest density of population
- (b) The state having highest and lowest sex ratio
- (c) Largest and smallest state according to area

**DECEMBER/JANUARY/FEBRUARY REVISION**  
**MARCH ANNUAL EXAMINATION**

ਪੰਜਾਬੀ

ਪੁਸਤਕ:- 1 ਸਾਹਿਤਕ ਕਿਰਨਾਂ-1 (CBSE)

2. ਸਾਹਿਤਕ ਰੰਗ-1 (CBSE)

ਵਿਆਕਰਨ:- ਪੰਜਾਬੀ ਵਿਆਕਰਨ ਤੇ ਲਿਖਤ ਰਚਨਾ- ਐਵਰਗ੍ਰੀਨ

**ਪੰਜਾਬੀ ਭਾਸ਼ਾ:-** ਪੰਜਾਬੀ ਭਾਸ਼ਾ ਪੰਜਾਬ ਦੇ ਵੱਖ-ਵੱਖ ਖਿੱਤਿਆਂ ਵਿਚ ਬੋਲੀ ਜਾਂਦੀ ਹੈ, ਜਿਵੇਂ ਮਾਲਵੇ, ਮਾਝੇ, ਦੁਆਬੇ, ਪੁਆਧ ਅਤੇ ਪੋਠੋਹਾਰ ਆਦਿ ਦੇ ਇਲਾਕਿਆਂ ਵਿਚ। ਲੋਕ ਗੀਤ ਪੰਜਾਬੀ ਭਾਸ਼ਾ ਦੇ ਸੱਭਿਆਚਾਰ ਦਾ ਅਨਿੱਖੜਵਾਂ ਅੰਗ ਹਨ। ਇਹ ਆਮ ਲੋਕਾਂ ਦੀਆਂ ਖੁਸ਼ੀਆਂ, ਚਾਵਾਂ ਅਤੇ ਦਰਦ-ਵਿਛੋੜਿਆਂ ਦਾ ਸੱਚਾ-ਸੁੱਚਾ ਬਿਆਨ ਹੁੰਦੇ। ਕਿਸੇ ਸੱਭਿਆਚਾਰ ਦੀ ਜਿੰਨੀ ਬਹੁਰੰਗੀ ਝਾਕੀ ਲੋਕ-ਗੀਤਾਂ ਵਿਚ ਮਿਲਦੀ ਹੈ ਹੋਰ ਉਹ ਸਹਿਤ ਦੇ ਕਿਸੇ ਹੋਰ ਰੂਪ ਵਿਚ ਨਹੀਂ ਮਿਲਦੀ। ਲੋਕ ਗੀਤਾਂ ਵਿਚ ਬਹੁਰੰਗੀ ਝਾਕੀ ਲੋਕ-ਗੀਤਾਂ ਵਿਚ ਮਿਲਦੀ ਹੈ ਹੋਰ ਉਹ ਸਹਿਤ ਦੇ ਕਿਸੇ ਹੋਰ ਰੂਪ ਵਿਚ ਨਹੀਂ ਮਿਲਦੀ। ਲੋਕ ਗੀਤਾਂ ਵਿਚ ਪੰਜਾਬੀ ਸੱਭਿਆਚਾਰ ਦੀ ਤਸਵੀਰ ਮਿਲਦੀ ਹੈ।

**ਸਾਡਾ ਚਿਤੀਆਂ ਦਾ ਚੰਬਾਂ ਵੇ ਬਾਬਲ ਅਸਾਂ ਉੱਡ ਵੇ ਜਾਣਾ।**

ਮਾਵਾਂ ਲਾਡ-ਲਡਾ ਧੀਆਂ ਨੂੰ ਵਿਗਾੜਨ ਨੀ ,  
ਸੱਸਾਂ ਦੇ ਦੇ ਮੱਤਾ ਉਮਰ ਸੰਵਾਰਨ ਨੀ।

ਤੇਰਾ ਰਾਜ ਨਾ ਫਰੰਗੀਆ ਰਹਿਣਾ ਭਗਤ ਸਿੰਘ ਕੋਹ ਸੁੱਟਿਆ।

**ਅਧਿਆਪਕਾ ਲਈ ਦਿਸ਼ਾ ਨਿਰਦੇਸ਼:-**

1. ਔਖੇ ਸ਼ਬਦਾਂ ਦੇ ਅਰਥ ਜ਼ਰੂਰ ਸਮਝਾਏ ਜਾਣ।
2. ਇਕਾਂਗੀ ਦਾ ਮੰਚਨ ਵਿਦਿਆਰਥੀਆਂ ਤੋਂ ਜਮਾਤ ਵਿੱਚ ਕਰਵਾਇਆ ਜਾਵੇ।
3. ਵਿਦਿਆਰਥੀਆਂ ਦੀ ਲਿਖਾਈ ਵੱਲ ਖਾਸ ਧਿਆਨ ਦਿੱਤਾ ਜਾਵੇ।
4. ਸਮੇਂ-ਸਮੇਂ ਤੇ ਖਾਸ ਮੌਕਿਆਂ 'ਤੇ ਵਿਚਾਰ-ਚਰਚਾ ਕਰਨੀ ਤੇ ਅਖ਼ਬਾਰ ਤੋਂ ਲੇਖ ਜਰੂਰ ਪੜ੍ਹਾਏ ਜਾਣ।
5. ਸਮਾਰਟ ਬੋਰਡ ਦੀ ਵਰਤੋਂ ਵੱਧ ਤੋਂ ਵੱਧ ਕੀਤੀ ਜਾਵੇ।

**ਵਿਦਿਆਰਥੀਆਂ ਲਈ ਦਿਸ਼ਾ ਨਿਰਦੇਸ਼:-**

1. ਕਾਪੀਆਂ ਕਵਰ ਹੋਣੀਆਂ ਚਾਹੀਦੀਆਂ ਹਨ।
2. ਹਰ ਪ੍ਰਸ਼ਨ ਦੇ ਉੱਤਰ ਤੋਂ ਬਾਅਦ ਲਾਇਨ ਜਰੂਰ ਲਗਾਈ ਜਾਵੇ।
3. ਕੰਮ ਸੁੰਦਰ ਲਿਖਾਈ ਵਿੱਚ ਲਿਖਿਆ ਜਾਵੇ।
4. ਮਿਤੀ ਅਤੇ ਦਿਨ ਜਰੂਰ ਲਿਖਿਆ ਜਾਵੇ।
5. ਟੈਸਟ ਕਾਪੀ ਤੇ ਕਵਰ ਅਤੇ ਮਾਤਾ-ਪਿਤਾ ਦੇ ਦਸਤਖਤ ਜਰੂਰ ਕਰਵਾਏ ਜਾਣ।
6. ਸਮਾਂ ਸਾਰਨੀ ਅਨੁਸਾਰ ਪੁਸਤਕ ਲੈ ਕੇ ਆਉਣੀ ਜਰੂਰੀ ਹੈ।

**ਉਦੇਸ਼:-**

1. ਵਿਦਿਆਰਥੀਆਂ ਨੂੰ ਪੰਜਾਬੀ ਭਾਸ਼ਾ ਦਾ ਗਿਆਨ ਕਰਵਾਉਣਾ।
2. ਵਿਦਿਆਰਥੀਆਂ ਦੇ ਸ਼ਬਦ ਭੰਡਾਰ ਵਿੱਚ ਵਾਧਾ ਕਰਨਾ।

3. ਵਿਆਕਰਨ ਦੇ ਨਿਯਮਾਂ ਦਾ ਪੂਰਨ ਗਿਆਨ ਕਰਵਾਉਣਾ।
4. ਵਿਦਿਆਰਥੀਆਂ ਨੂੰ ਪੰਜਾਬੀ ਭਾਸ਼ਾ ਲਿਖਣ ਤੇ ਬੋਲਣ ਦੇ ਯੋਗ ਬਣਾਉਣਾ।
5. ਵਿਦਿਆਰਥੀਆਂ ਨੂੰ ਪੰਜਾਬੀ ਭਾਸ਼ਾ ਨਾਲ ਜੋੜਦੇ ਹੋਏ ਪੰਜਾਬੀ ਭਾਸ਼ਾ ਪ੍ਰਤੀ ਰੁਚੀ ਪੈਦਾ ਕਰਨਾ।

**ਨੋਟ:-**

ਹਰ ਪਾਠ ਪੂਰਾ ਕਰਨ ਤੋਂ ਬਾਅਦ ਟੈਸਟ ਲਿਆ ਜਾਵੇਗਾ।

### ਅਪ੍ਰੈਲ

ਪਾਠ ਨੰਬਰ/ ਵਿਸ਼ਾ	ਦਿਨ	ਗਤੀਵਿਧੀਆਂ	ਆਰਟ ਇੰਟੀਗ੍ਰੇਸ਼ਨ / ਪੋਰਟ ਫੋਲੀਓ	ਸਹਾਇਕ ਸਮੱਗਰੀ
<b>ਸਾਹਿਤਕ ਕਿਰਨਾਂ</b> ਪਾਠ-1 ਸ਼ੇਖ ਫ਼ਰੀਦ (ਜੇ ਤੂੰ ਅਕਲਿ ਲਤੀਫ)	3	ਸਲੋਕ ਉਚਾਰਨ	ਸਲੋਕ ਉਚਾਰਨ	ਪਾਠ-ਪੁਸਤਕ
ਪਾਠ-2 ਗੁਰੂ ਨਾਨਕ ਦੇਵ ਜੀ ( ਸਿੰਮਲ ਰੁਖੁ ਸਰਾਇਰਾ)	3	ਗੁਰੂ ਨਾਨਕ ਦੇਵ ਜੀ ਦੀ ਸਾਖੀ ਦੀ ਵੀਡੀਓ ਦਿਖਾਉਣੀ	ਗੁਰੂ ਜੀ ਦੀਆਂ ਸਿੱਖਿਆਵਾਂ ਲਿਖਵਾਉਣੀਆਂ	ਪਾਠ-ਪੁਸਤਕ , ਵੀਡੀਓ
<b>ਸਾਹਿਤਕ ਰੰਗ</b> ਪਾਠ-1 ਇੱਕ ਸਧਾਰਨ ਆਦਮੀ	4	ਵਿਸ਼ੇ ਤੇ ਵਿਚਾਰ ਚਰਚਾ ਕਰਨੀ		ਪਾਠ-ਪੁਸਤਕ
<b>ਵਿਆਕਰਨ</b> ਵਿਰੋਧੀ ਸ਼ਬਦ ( ਬਹੁਵਿਕਲਪੀ )	1	ਉਲਟ ਸ਼ਬਦਾਂ ਬਾਰੇ ਜਾਣਕਾਰੀ ਦੇਣਾ		ਵਿਆਕਰਨ ਪੁਸਤਕ
ਨਿੱਜੀ ਪੱਤਰ	2	ਪੱਤਰ ਦੇ ਹਿੱਸੇ ਸਮਝਾ ਕੇ ਜਾਣਕਾਰੀ ਦੇਣਾ		ਵਿਆਕਰਨ ਪੁਸਤਕ
ਅਣਡਿੱਠੀ ਕਾਵਿ-ਟੁਕੜੀ	1	ਅਣਡਿੱਠੀ ਕਾਵਿ-ਟੁਕੜੀ		ਵਿਆਕਰਨ ਪੁਸਤਕ

## ਮਈ

	ਪਾਠ ਨੰਬਰ/ ਵਿਸ਼ਾ	ਦਿਨ	ਗਤੀਵਿਧੀਆਂ	ਆਰਟ ਇੰਟੀਗ੍ਰੇਸ਼ਨ / ਪੋਰਟ ਫੋਲੀਓ	ਸਹਾਇਕ ਸਮੱਗਰੀ
ਸਾਹਿਤਕ ਕਿਰਨਾਂ	ਪਾਠ-3 ਭਾਈ ਵੀਰ ਸਿੰਘ (ਸਮਾਂ)	2	ਸਮੇਂ ਦੀ ਮਹੱਤਤਾ ਬਾਰੇ ਵਿਚਾਰ-ਚਰਚਾ ਕਰਨੀ		ਪਾਠ-ਪੁਸਤਕ
	ਪਾਠ-4 ਫਿਰੋਜ਼ਦੀਨ ਸ਼ਰਫ (ਮੈਂ ਪੰਜਾਬੀ ਪੰਜਾਬ ਦੇ ਰਹਿਣ ਵਾਲਾ)	3	ਪੁਰਾਣੇ ਪੰਜਾਬ ਬਾਰੇ ਜਾਣਕਾਰੀ ਦੇਣਾ	ਸਲੋਗਨ ਲਿਖਵਾਉਣਾ	ਪਾਠ-ਪੁਸਤਕ
	ਪਾਠ-9 ਕਬੱਡੀ	4	ਕਬੱਡੀ ਦਾ ਮੈਚ ਦਿਖਾਉਣਾ		ਪਾਠ-ਪੁਸਤਕ, ਸਮਾਰਟ ਬੋਰਡ
ਸਾਹਿਤਕ ਰੰਗ	ਪਾਠ-2 ਪਰਦੇਸ ਨਾ ਤੂੰ ਤੇਰੀ ਬਾਬਲਾ	5	ਵਿਸ਼ੇ ਬਾਰੇ ਵਿਚਾਰ-ਚਰਚਾ ਕਰਨੀ	ਕਹਾਣੀ ਤੋਂ ਕਵਿਤਾ ਬਣਾਉਣਾ	ਪਾਠ-ਪੁਸਤਕ
ਵਿਆਕਰਨ	ਲਿੰਗ ਬਦਲੇ ( ਬਹੁਵਿਕਲਪੀ )	1	ਨਰ ਅਤੇ ਮਾਦਾ ਬਾਰੇ ਜਾਣਕਾਰੀ ਦੇਣਾ		ਵਿਆਕਰਨ ਪੁਸਤਕ
	ਲੇਖ:- ਆਮ ਵਿਸ਼ੇ ਨਾਲ ਸੰਬੰਧਿਤ ਲੇਖ	5	ਭਾਸ਼ਣ ਪ੍ਰਤੀਯੋਗਤਾ ਕਰਵਾਉਣੀ		ਵਿਆਕਰਨ ਪੁਸਤਕ

**ਜੂਨ:- ਗਰਮੀ ਦੀਆਂ ਛੁੱਟੀਆਂ,**

**ਗਤੀਵਿਧੀ:- ਪ੍ਰੋਜੈਕਟਰ ਤਿਆਰ ਕਰਵਾਉਣਾ।**

## ਜੁਲਾਈ

	ਪਾਠ ਨੰਬਰ/ ਵਿਸ਼ਾ	ਦਿਨ	ਗਤੀਵਿਧੀਆਂ	ਆਰਟ ਇੰਟੀਗ੍ਰੇਸ਼ਨ/ ਪੋਰਟ ਫੋਲੀਓ	ਸਹਾਇਕ ਸਮੱਗਰੀ
ਸਾਹਿਤਕ ਰੰਗ	ਪਾਠ-5 ਕਿਰਤ ਦਾ ਸਤਿਕਾਰ	5	ਵੀਡੀਓ ਦਿਖਾਉਣੀ, ਇਕਾਂਗੀ ਮੰਚਨ	ਇਕਾਂਗੀ ਮੰਚਨ ਕਰਵਾਉਣਾ	ਪਾਠ-ਪੁਸਤਕ , ਵੀਡੀਓ

ਵਿਆਕਰਨ	ਪਾਠ-7 ਕਰਤਾਰ ਸਿੰਘ ਸਰਾਭਾ	5	ਕਰਤਾਰ ਸਿੰਘ ਸਰਾਭਾ ਦੀ ਵੀਡੀਓ ਦਿਖਾਉਣੀ	ਗ੍ਰੈਫਟੀ ਵਾਲ	ਪਾਠ-ਪੁਸਤਕ
	ਚਿੱਤਰ (ਫੋਟੋ) / ਤਸਵੀਰ ਦੇ ਆਧਾਰ ਤੇ ਵਰਣਨ	1	ਚਿੱਤਰ ਦੇ ਕੇ ਵਰਣਨ ਕਰਵਾਉਣਾ		ਚਿੱਤਰ, ਪਾਠ-ਪੁਸਤਕ
	ਮੁਹਾਵਰੇ ( ਓ ਅਤੇ ਅ )	2	ਪੰਜਾਬੀ ਬੋਲੀ ਵਿਚ ਮੁਹਾਵਰਿਆ ਦੀ ਮਹੱਤਤਾ ਦੱਸਣੀ		ਪਾਠ-ਪੁਸਤਕ , ਸਮਾਰਟ ਬੋਰਡ

### ਅਗਸਤ

ਸਾਹਿਤਕ ਕਿਰਨਾਂ	ਪਾਠ ਨੰਬਰ/ ਵਿਸ਼ਾ	ਦਿਨ	ਗਤੀਵਿਧੀਆਂ	ਆਰਟ ਇੰਟੀਗ੍ਰੇਸ਼ਨ / ਪੋਰਟ ਫੋਲੀਓ	ਸਹਾਇਕ ਸਮੱਗਰੀ
ਵਿਆਕਰਨ	ਪਾਠ-13 ਗੱਪਬਾਜ਼	5	ਝੂਠ ਬੋਲਣ ਦੇ ਨੁਕਸਾਨ ਬਾਰੇ ਦੱਸਣਾ	ਕਵਿਤਾ ਬਣਾਉਣਾ	ਪਾਠ-ਪੁਸਤਕ
	ਕਿਰਿਆ (ਛੋਟੇ ਪ੍ਰਸ਼ਨ)	1	ਪੀ ਪੀ ਟੀ ਦੁਆਰਾ ਕਿਰਿਆ ਕਰਵਾਉਣੀ		ਪੀ ਪੀ ਟੀ , ਸਮਾਰਟ ਬੋਰਡ
	ਸ਼ਬਦ ਸ਼ੁੱਧੀ ( ਬਹੁਵਿਕਲਪੀ)	1	ਸ਼ਬਦਾਂ ਨੂੰ ਸ਼ੁੱਧ ਕਰਕੇ ਲਿਖਣਾ		ਵਿਆਕਰਨ ਪੁਸਤਕ

**ਸਤੰਬਰ :- ਦੁਹਰਾਈ , ਪਹਿਲੀ ਛਿਮਾਹੀ ਦੀ ਪ੍ਰੀਖਿਆ**

### ਅਕਤੂਬਰ

ਸਾਹਿਤਕ ਕਿਰਨਾਂ	ਪਾਠ ਨੰਬਰ/ ਵਿਸ਼ਾ	ਦਿਨ	ਗਤੀਵਿਧੀਆਂ	ਆਰਟ ਇੰਟੀਗ੍ਰੇਸ਼ਨ / ਪੋਰਟ ਫੋਲੀਓ	ਸਹਾਇਕ ਸਮੱਗਰੀ
ਸਾਹਿਤਕ ਕਿਰਨਾਂ	ਪਾਠ-5 ਸ਼ਿਵ ਕੁਮਾਰ ਬਟਾਲਵੀ	3	ਸ਼ਿਵ ਦੀ ਅਵਾਜ਼ ਵਿੱਚ ਗੀਤ ਸੁਣਾਉਣਾ		ਪਾਠ-ਪੁਸਤਕ , ਸਮਾਰਟ ਬੋਰਡ
	ਪਾਠ-15 ਪੰਜਾਬੀ ਵਿਰਸਾ	5	ਕੁਇਜ਼ (ਪ੍ਰਸ਼ਨੋਤਰੀ)	ਪੰਜਾਬੀ ਵਿਰਸੇ ਨਾਲ ਸੰਬੰਧਿਤ ਗਤੀਵਿਧੀ	ਪਾਠ-ਪੁਸਤਕ

ਵਿਆਕਰਨ	ਪਾਠ-14 ਸਵੈ ਰੱਖਿਆ	4	ਸਵੈ ਰੱਖਿਆ ਦੇ ਵੱਖ-ਵੱਖ ਤਰੀਕੇ ਦੱਸਣੇ ਅਤੇ ਤਸਵੀਰਾਂ ਦਿਖਾਉਣਾ		ਪਾਠ-ਪੁਸਤਕ , ਸਮਾਰਟ ਬੋਰਡ
	ਵਿਸਮਕ	1	ਵਿਸਮਕ ਦੇ ਭੇਦਾਂ ਬਾਰੇ ਜਾਣਕਾਰੀ ਦੇਣਾ	ਆਰਟ (ਪੇਪਰ ਗਤੀਵਿਧੀ)	ਪੀ.ਪੀ.ਟੀ, ਵਿਆਕਰਨ ਪਾਠ-ਪੁਸਤਕ
	ਲੇਖ:- ਵਿਚਾਰ ਪ੍ਰਧਾਨ ਲੇਖ	4	ਵਿਚਾਰ-ਵਟਾਂਦਰਾ		ਵਿਆਕਰਨ ਪਾਠ-ਪੁਸਤਕ
	ਪੱਤਰ:- ਦਫਤਰੀ ਪੱਤਰ	3	ਪੱਤਰ ਦੇ ਵੱਖ-ਵੱਖ ਭਾਗਾਂ ਬਾਰੇ ਜਾਣਕਾਰੀ ਦੇ ਕੇ ਪੱਤਰ ਲਿਖਣ ਬਾਰੇ ਦੱਸਣਾ		ਵਿਆਕਰਨ ਪਾਠ-ਪੁਸਤਕ

### ਨਵੰਬਰ:

	ਪਾਠ ਨੰਬਰ/ ਵਿਸ਼ਾ	ਦਿਨ	ਗਤੀਵਿਧੀਆਂ	ਆਰਟ ਇੰਟੀਗ੍ਰੇਸ਼ਨ / ਪੋਰਟ ਫੋਲੀਓ	ਸਹਾਇਕ ਸਮੱਗਰੀ
ਸਾਹਿਤਕ ਰੰਗ	ਪਾਠ-4 ਦੁੱਧ ਤੇ ਪੁੱਤ	5	ਵਿਸ਼ੇ ਨਾਲ ਸੰਬੰਧਿਤ ਵੀਡੀਓ ਦਿਖਾਉਣੀ	ਸਲੋਗਨ ਲਿਖਵਾਉਣਾ	ਪਾਠ-ਪੁਸਤਕ , ਵੀਡੀਓ
ਵਿਆਕਰਨ	ਪਾਠ-8 ਪੁਲਾੜ ਦੀ ਪਰੀ ਕਲਪਨਾ ਚਾਵਲਾ	5	ਜੀਵਨੀ ਸੰਬੰਧੀ ਵੀਡੀਓ ਵਿਖਾਈ ਜਾਵੇਗੀ।	ਕੋਲਾਜ ਤਿਆਰ ਕਰਨਾ	ਪਾਠ-ਪੁਸਤਕ
	ਮੁਹਾਵਰੇ ( ਏ ਤੋਂ ਹ)	3	ਪੀ ਪੀ ਟੀ ਦੁਆਰਾ ਮੁਹਾਵਰੇ ਕਰਵਾਉਣੇ		ਵਿਆਕਰਨ ਪਾਠ-ਪੁਸਤਕ
	ਤਸਵੀਰ/ਚਿੱਤਰ ਦੇ ਆਧਾਰ ਤੇ ਵਰਣਨ	1	ਤਸਵੀਰ/ਚਿੱਤਰ ਦੇ ਕੇ ਵਰਣਨ ਕਰਵਾਉਣਾ		ਤਸਵੀਰ, ਸਮਾਰਟ ਬੋਰਡ

**ਦਸੰਬਰ, ਜਨਵਰੀ ਤੇ ਫਰਵਰੀ :-**

**ਅਪ੍ਰੈਲ ਤੋਂ ਦਸੰਬਰ ਤੱਕ ਦੇ ਮਹੀਨੇ ਦੇ ਸਿਲੇਬਸ ਦੀ ਦੁਹਰਾਈ**

**ਮਾਰਚ:- ਸਲਾਨਾ ਪ੍ਰੀਖਿਆ**

## INFORMATION TECHNOLOGY - 402

### IMPORTANCE OF COMPUTER EDUCATION

Computer technology has a deep impact on the education sector. Thanks to computers, imparting education has become easier and much more interesting than before. Computers have changed the way we study/work, be it any course/profession. Computers play a vital role in every field especially it play an important role in education. That is why the education system has made computer education a part of school curriculum. Considering the use of computer technology in almost every sphere of life, it is important for everyone to have at least the basic knowledge of using computers.

### AIMS & OBJECTIVES:

1. Foremost aim is to make students Technology Savvy.
2. To prepare students for the Job of Domestic Data Entry Operator.
3. To inculcate enough knowledge among the students about Industrial use of I.T.
4. To enable the students in creating documents using Word Processing Software.
5. Students should be able to do calculations using spreadsheet software.
6. Students should be able to create digital presentations.
7. To create awareness among students about e- mail messaging and database development.

### INSTRUCTION FOR THE TEACHERS:

1. It is necessary to take students to the lab once in a week according to fix Time Table.
2. It is necessary to perform all the given activities.
3. Teacher will look after each & every child in lab.
4. Teacher will make it sure that all the students have performed the lab activity or not.
5. Students will be evaluated on the basis of skills in practicals, Practical File, Project, Viva and Written Exam.

### INSTRUCTION FOR THE STUDENTS:

1. Bring book according to time table.
2. Sit according to Roll No. in lab.
3. Don't change the Control Panel Settings.
4. Follow all the Rules & Regulations of Lab + Instructions of Teacher.

### TOOLS & TECHNIQUES:

Demonstration, Exploratory Thinking, Demonstration & Experiments, Experimentation & Explanation, Demonstration & Experiments, Effective integration of Technology, Demonstration, Active Learner Participation, Experimentation, Effective integration of Technology, Demonstration



**FIRST TERM (APRIL TO SEPTEMBER)****APRIL**

Chapter No./ Name of Chapter	No. of Periods	Activities	Teaching Aids
Introduction to IT-ITeS Industry	9	1. Use of IT-ITeS in various fields/spheres of Life. 2. Discussion of Book Exercise	E-Smart Board, Digital Book

**MAY**

Chapter No./ Name of Chapter	No. of Periods	Activities	Teaching Aids
Data Entry & Keyboarding Skills	12	1. Touch Typing Techniques 2. Types of Keys & Body Postures 3. Discussion of Book Exercise	E-Smart Board, Stylus, Rapid Typing Master

**JUNE****SUMMER VACATIONS****JULY**

Chapter No./ Name of Chapter	No. of Periods	Activities	Teaching Aids
Digital Documentation	6	1. Introduction to Word Processing 2. Components of Word Format Documents 3. Editing the Document 4. Formatting the Document	E-Smart Board, Stylus, Libre Office WRITER, Computers

**AUGUST**

Chapter No./ Name of Chapter	No. of Periods	Activities	Teaching Aids
Digital Documentation	6	1. Creating and Managing Tables 2. Printing the Document 3. Mail Merge	E-Smart Board, Stylus, Libre Office Writer, Computers

**AUGUST & SEPTEMBER****REVISION AND HALF YEARLY EXAMINATION****SECOND TERM (OCTOBER TO MARCH)****OCTOBER**

Chapter No./ Name of Chapter	No. of Periods	Lab Activities	Teaching Aids
Electronic Spreadsheet	10	1. Introduction to Spreadsheet 2. Components of Spreadsheet 3. Use of Functions & Formulas 4. Formatting a worksheet 5. Referencing 6. Creating Charts	E-Smart Board, Stylus, Libre Office CALC, Computers

**NOVEMBER**

Chapter No./ Name of Chapter	No. of Periods	Lab Activities	Teaching Aids
Digital Presentation	10	1. Introduction to Digital Presentation 2. Create save and close presentation 3. Slide Layouts 4. Edit Text and Inserting Images, shapes & Tables. 5. Presentation Views 6. Slide Transitions	E-Smart Board, Stylus, Libre Office IMPRESS, Computers

**DECEMBER**

Chapter No./ Name of Chapter	No. of Periods	Lab Activities	Teaching Aids
Employability Skills	10	1. Self Management Skills 2. Entrepreneur Skills 3. Basic ICT Skills 4. Green Skills	E-Smart Board, Stylus, E Book

**JANUARY : REVISION****FEBRUARY : ORAL/PRACTICAL EXAMINATION****MARCH : ANNUAL EXAMINATION**

(50 Marks Paper will be there covering whole syllabus as per CBSE guidelines)

**Evaluation Criteria For Practical**

Practical 1 (10 Marks)	Practical 2 (10 Marks)	Practical 3 (10 Marks)	Viva/ Oral Questioning (20 Marks)	Total Marks = 50
---------------------------	---------------------------	---------------------------	---	---------------------

**Examination Criteria**

Practical - 50 Marks	Theory - 50 Marks	Total Marks = 100
----------------------	-------------------	-------------------

Students will be awarded grades as Computer / ICT is a Co - Scholastic Subject

**नैतिक शिक्षा**

शिष्टाचार अथवा विनम्रतापूर्वक एवं शालीनतापूर्ण आचरण ही वह  
आभूषण है जो मनुष्य को आदर-सम्मान दिलाता है ।

**नोट :**

1. नोट बुक प्रस्तुतीकरण में नियमितता, कार्यपूर्ति स्वच्छता और रख-रखाव को जाँचा जाएगा ।
2. विशेष संवर्धन गतिविधि में भाषा के वाचन एवं श्रवण कौशल पर बल दिया जाएगा ।
3. सत्र के अंत में दोनों स्तरों की कॉपियों की दोहराई और आंतरिक मूल्यांकन के लिए संभाल कर रखा जाए ।
4. लिखित परीक्षा की कॉपी में एक ही होनी चाहिए ।

**सामान्य उद्देश्य :**

1. छात्रों में माता-पिता, अध्यापकों एवं बुजुर्गों के प्रति सम्मान और सेवा भावना उत्पन्न करना ।
2. छात्र-छात्राओं में ईश्वरभक्ति की भावना के साथ-साथ उनमें आस्तिकता की भावना उत्पन्न करना ।
3. धार्मिक रूचि का संवर्धन करना, अच्छी आदतें डालना ।
4. उन्हें देश एवं जाति की सेवा के प्रति कर्तव्यनिष्ठ बनाना ।
5. उत्तम ग्रंथों के माध्यम से स्वाध्याय प्रति रूचि जागृत करना ।
6. देश-धर्म की सेवा में जीवन लगाने वाले तथा उत्तम ग्रंथों की रचना द्वारा ज्ञान का संवर्धन करने वाले महापुरुषों के चरित्र से परिचय करवाना ।

**अध्यापकों के लिए सामान्य निर्देश :**

1. बच्चों को प्रतिदिन नैतिक मूल्यों की जानकारी देना ।
2. बच्चों को पुस्तक ज्ञान को अपने अंदर डालने के लिए प्रेरित करना ।
3. उत्तर पुस्तिका में उत्तर ध्यानपूर्वक लिखना वह बच्चों को लिखवाना ।
4. जाँच कार्य समय अनुसार और सतर्कतापूर्वक होना चाहिए ।
5. समय-समय पर जाँचना ।

**विद्यार्थियों के लिए सामान्य निर्देश :**

1. विद्यार्थी कक्षा में अनुशासित ढंग से पठन-पाठन प्रक्रिया में भाग ले ।
2. अध्यापकों द्वारा दी शिक्षा पर अमल करें ।
3. मंत्र-प्रार्थना का नित्य अभ्यास करें ।
4. लिखित कार्य करते समय लिखाई सुंदर व स्पष्ट होनी चाहिए ।
5. शब्दों की बनावट और मात्राओं पर विशेष ध्यान दें ।

**प्रथम सत्र (अप्रैल से सितंबर तक)****अप्रैल**

पाठ का नाम / विषय	कालांश	गतिविधियाँ	सहायक सामग्री
पाठ 1-याचनायज्ञ महिमा ,	1	याचना महिमा याद करेगे ,  सस्वर	पुस्तकचार्ट ,
पाठ 2- सत्य और असत्य के परीक्षा ।	1	इन प्रमाणों को समझकर सत्य को धारण करेंगे ।	उदाहरण
पाठ 3-छह आवश्यक बातें	1	इन बातों को समझकर प्रस्तुत करेंगे ।	स्वाध्याय सत्संग ,

## मई

पाठ 4-यज्ञ और उसका महत्व	1	यज्ञ के कुछ लाभ याद करेंगे	उदाहरण हवन
पाठ 5-यज्ञ की महिमा	1	श्रेष्ठ कर्म पर वाक्य प्रस्तुत करेंगे	पुस्तक
पाठ 6-नमस्ते	1	नमस्ते का सही अर्थ समझेंगे	अलग-अलग उदाहरण
आर्य समाज के नियम 1-10	1	इन नियमों को याद करेंगे	चार्ट

## जून ग्रीष्मावकाश

## जुलाई

पाठ का नाम / विषय	कालांश	गतिविधियाँ	सहायक सामग्री
पाठ-8 महाराणा प्रताप	1	महाराणा प्रताप के जीवन से कुछ वाक्य प्रस्तुत करेंगे	देशभक्तों के उदाहरण
पाठ-9 छत्रपति शिवाजी	1	देशभक्ति की भावना को उत्पन्न करेंगे	पाठ्य पुस्तक
पाठ गुरु गोबिंद सिंह 10-जी	1	सिखधर्म के सिद्धांतों को समझेंगे	महापुरुष का उदाहरण

## अगस्त करवाए गए पाठ्यक्रम की दोहराई

## सितंबर अर्ध वार्षिक परीक्षा

## अक्टूबर

पाठ का नाम / विषय	कालांश	गतिविधियाँ	सहायक सामग्री
पाठ - 11 बड़े चलो	1	आगे बढ़ने के लिए अन्य गीत भी देखेंगे   सस्वर गायन	पुस्तक
पाठ -12 गुरु का महत्व	1	गुरु के महत्व को समझाना   प्रतिदिन सम्मान करने के लिए प्रेरित करना	उपदेशात्मक वाक्य चार्ट
पाठ- 13 पाँच शत्रु पाठ-14 केवल चर्चा के लिए	1	छात्र काम ,लोभ ,क्रोध , निद्रा और ब्रह्मचर्य के ,भोजन बारे में समझेंगे	अन्य उदाहरण

## नवंबर

पाठ का नाम / विषय	कालांश	गतिविधियाँ	सहायक सामग्री
पाठ -15 राष्ट्रीय प्रार्थना	1	स्वाधीनता के विषय में जानकारी प्राप्त करवाना	पाठ्य पुस्तक
पाठ -1 नेता जी 6 सुभाषचंद्र बोस	1	सुभाष जी के बारे में बताना	पाठ्य पुस्तक
पाठ- 1 भारत माता के 7 महान सपूत वीर सावरकर (केवल चर्चा के लिए)	1	अन्य देशभक्तों का उदाहरण	पाठ्य पुस्तक

## दिसंबर

पाठ का नाम / विषय	कालांश	गतिविधियाँ	सहायक सामग्री
पाठ -18 डा गोवर्धन . लालदत्त	1	समाज सेवा के उदाहरण देना	पाठ्य पुस्तक
पाठ-19 युगपुरुष महर्षि दयानंद	1	स्वामीजी के बारे में बताना	पाठ्य पुस्तक
पाठ 19 राष्ट्रीय गीत	2	लयबद्ध याद करवाना	पाठ्य पुस्तक

जनवरी / फरवरी : करवाए गए पाठ्यक्रम की दोहराई

मार्च : वार्षिक परीक्षा

## मौखिक पेपर का प्रारूप

जमतउ.प	
क्रणविषय - वस्तु	अंक
1. आर्य समाज के नियम	4
2. यज्ञ महिमा	4
3. याचना	4
4. प्रश्नोत्तर	8
5. अनुशासन/वर्दी/किताब(2+2+1)	5
कुलांक	25

जमतउ.प	
क्रणविषय - वस्तु	अंक
1. आर्य समाज के नियम	4
2. स्वामी दयानन्द जी / नेता जी सुभाष जी पर वाक्य	4
3. दयानन्द प्रशस्ति	4
4. प्रश्नोत्तर	8
5. अनुशासन / वर्दी / किताब (2+2+1)	5
कुलांक	25

## PERFORMING ART

*“It is the supreme art to awaken joy in creative expression and knowledge.”*

### IMPORTANCE OF MUSIC & DANCE

*Music and dance give great self-satisfaction and self confidence. It brings name, fame and riches i.e success in life. It has social, emotional, and spiritual benefits and gives happiness to life.*

### INSTRUCTION FOR TEACHERS

- Give the introduction about your topic and demonstrate.
- Pay attention towards Non Performers.
- Teacher should be well prepared.
- The song should be selected according to class level.
- Assessment of students should be done on regular basis.

### INSTRUCTION FOR STUDENTS

- Move in queue to Music and Dance room.
- Keep the shoes in shoes Rack.
- Do the practice at home.
- Don't touch anything without teacher's permission.

### AIMS:

1. To develop a context for aesthetic and artistic experience and the opportunity to develop personally and physically through participated in dance in an enjoyable environment.
2. To provide for aesthetic experiences and to develop aesthetic awareness in the music, in drama, in dance and literature.

### OBJECTIVES:

1. To enhance knowledge and understanding of dance as an aesthetic & artistic experience.
2. Cooperate with others in dance activities.
3. To enrich personal and social development while interacting with others in a variety of structural contexts.
4. To arise the learning interest and area in instrumental learning.
5. To develop the interest to know about Indian culture.
6. To make them able to become an artist.

**FIRST TERM (APRIL TO SEPTEMBER)****APRIL to MAY****Pledge & Morning Prayer**

Topic	No. of Days	Tools & Techniques	Teaching Aids
Punjabi Folk Melody	6	Demonstration with instruments	Maximum Instruments
Punjabi Folk Dance	6	Demonstration with steps	Props & Sound System
Musical Terms	6	Demonstration and Description	Written Material

**JUNE SUMMER VACATIONS****JULY / AUGUST**

Topic	No. of Days	Tools & Techniques	Teaching Aids
Instruments	6	Demonstration with instruments	Harmonium, Dhol etc.
Punjabi Folk Dance	6	Demonstration with Action	Props and Sound System

**AUGUST REVISION****SEPTEMBER HALF YEARLY EXAMINATION****SECOND TERM (OCTOBER TO MARCH)****OCTOBER to NOVEMBER**

Topic	No. of Days	Tools & Techniques	Teaching Aids
Nukar Natak on Pollution	8	Demonstration with steps	Sound System
Bhajan- Payoji Mene Raam	8	Basic of Bhajan + Demonstration with Instruments	Lyrics and Instruments

**DECEMBER / JANUARY / FEBRUARY REVISION****MARCH ANNUAL EXAMINATION**



## HEALTH & PHYSICAL EDUCATION

**IMPORTANCE OF PHYSICAL EDUCATION:** Physical Education is the part of General Education program which is considered with growth, Development and education of students through the medium of muscle activities. It is the education of whole child by means of physical activities. Physical activities are the tools. They are so selected and considered as to influence every child's Physically, Mentally, Emotionally and Morally.

### **AIMS & OBJECTIVES:**

1. Interact with the natural world in a positive manner.
2. Develop qualities such as leadership, team spirit, sense of belongingness, Courage and self defence.
3. Participate in the activities for fun and joy.
4. Conduct the movement with more body control.
5. To ensure optimum growth of each child.
6. Understand that hygienic fitness, protection and health care are important for health.

### **OBJECTIVES AND LEARNING OUTCOME WILL BE CLEARED TO THE STUDENTS:**

- All the Topics must be discussed thoroughly and all book exercises will be discussed orally. Class 5<sup>th</sup> to 10<sup>th</sup>, all the three activity of co-scholastic area must be cleared and basic knowledge must be given to students, guide the students, to opt any two and its practice will be done with the help of teachers, throughout the year.
- File of concerned chosen activities will be prepared. It will be accessed and evaluated.

### **COMMON INSTRUCTION FOR THE TEACHERS:**

1. Try to reach in class in time.
2. Bring your classes in the ground in line and discipline.
3. Take care of students in ground specially girls.
4. Prepare your team properly selected students from different classes.
5. Maintain sports ground properly.

### **COMMON INSTRUCTIONS FOR THE STUDENTS:**

1. Move always in line.
2. Maintain Self Discipline in Sports Ground.
3. Obey the instruction given by Teacher.
4. Play the games with team spirit.
5. Follow the rule and regulation during play the game.

**Note: All the Activities will be followed according to the CBSE guidelines.**

## FIRST TERM (APRIL TO SEPTEMBER)

<b>APRIL</b>			
<b>Lesson No./ Topic</b>	<b>No. of Periods</b>	<b>Activities</b>	<b>Teaching Aids</b>
Activity - Sit-ups	2	Sit- Ups / Standing Jump	Stopwatch, Whistle
Any Major Game / SEWA <b>Project:-</b> 'Swachcha Vidyalaya Swachcha Bharat'	4	To Play Game in Ground with Fundamental Skills	Play Game / Video
Gym Period	2	Exercise in Gym / Flexed Bend Arm / Pull-ups	Multi Gym / Horizontal Bar
NCC / Yoga	2	Physically in Ground / Yoga, Padmasana & Tarasana & Drill	Body Movements / Video
<b>MAY</b>			
<b>Lesson No./ Topic</b>	<b>No. of Periods</b>	<b>Activities</b>	<b>Teaching Aids</b>
Race	2	Shuttle Run & 50 Meters Dash Race	Stopwatch, Whistle
Any Major Game / SEWA <b>Project:</b> 'Dignity of Labour'	4	To Play Game in Ground With Fundamental Skills	Play Game / Video
Gym Period	2	Exercise in Gym	Multi Gym
NCC / Yoga	2	Physically in Ground / Yoga, Chakarasana & Halasana & Drill	Body Movements / Video
<b>JUNE SUMMER VACATION INTERNATIONAL YOGA DAY CELEBRATION</b>			
<b>JULY</b>			
<b>Lesson No./ Topic</b>	<b>No. of Periods</b>	<b>Activities</b>	<b>Teaching Aids</b>
Any Major Game / SEWA <b>Project:-</b> 'Being Safe and Responsible'	4	To Play Game in Ground With Fundamental Skills	Play Game / Video

NCC / Yoga	2	Physically in Ground / Yoga, Vajarasana & Sarvangasana & Drill	Body Movements / Video
Gym Period	2	Exercise in Gym	Multi Gym
Race	2	600 Meters	Stopwatch, Whistle

Sports Day - 29<sup>th</sup> August

**AUGUST** REVISION  
**SEPTEMBER** HALF YEARLY EXAMINATION

## SECOND TERM (OCTOBER TO MARCH)

### OCTOBER

Lesson No./ Topic	No. of Periods	Activities	Teaching Aids
Race	2	Shuttle Run & 50 Meters Dash Race	Stopwatch, Whistle
Gym Period	2	Exercise in Gym	Multi Gym
Any Major Game / SEWA <b>Project:-</b> 'Reduce, Recycle, Reuse and now Respect'	4	To Play Game in Ground With Fundamental Skills	Play Game / Video
NCC / Yoga	2	Physically in Ground / Yoga, Chakarasana & Halasana & Drill	Body Movements / Video

### NOVEMBER

Lesson No./ Topic	No. of Periods	Activities	Teaching Aids
Activity	2	Sit-Ups / Standing Jump	Stopwatch, Whistle
Any Major Game / SEWA <b>Project:-</b> 'First Aid:	4	To Play Game in Ground With Fundamental Skills	Play Game / Video

Awareness raising and demonstration'			
Gym Period	2	Exercise in Gym / Flexed / Bend Arm Hang / Pull-ups	Multi Gym / Horizontal Bar
NCC / Yoga	2	Physically in Ground / Yoga, Bhujangasana & Sarvangasana & Drill	Body Movements / Video

### NCC WEEK CELEBRATION

### DECEMBER

Lesson No./ Topic	No. of Periods	Activities	Teaching Aids
Race	2	600 Meters	Stopwatch, Whistle
Gym Period	2	Exercise in Gym	Multi Gym
Any Major Game / SEWA <b>Project:-</b> 'Plantation of Shade/ Fuel/ Ornamental/ Avenue trees'	4	To Play Game in Ground With Fundamental Skills	Play Game / Video
NCC / Yoga	2	Physically in Ground / Yoga, Vajarasana & Tarasana & Drill	Body Movements / Video

### JANUARY & FEBRUARY REVISION

### MARCH ANNUAL EXAMINATION

## List of Activities under Ek Bharat Shreshta Bharat

Sr.No	Description of Activity	Month/Day/ Location	Learning Outcome
1	Exposure of students to the alphabets, songs, proverb and 100 sentences in the languages of the partnering State/UT.	Academic Year/ Every Week / school premises	It will develop the linguistic capacity of the students.
2	Essay Competition among students in the language of the partnering State/UT	Academic Year	It will develop multi-linguistic skills in students.
3	Drama/Role Play on culture, history, the tradition of partnering State/UT.	Academic Year/school premises	The students will be able to learn the culture of the partnering State/UT.
4	Identification/translation and dissemination of similar proverbs in the language of partnering State/UT.	Academic Year	The students will be able to learn the language and culture of the Partnering state/UT.
5	"Themed Display Board/Wall magazine" on the partnering state. (Historical Monuments, Dressing Style, painting, handicrafts, alphabet and basic sentences of the partnering State/UTs).	Round the Year/ school premises	The pictorial representation will help them in learning and Understanding about partnering States/UTs.
6	Pledge on Swachhta/ Single-use plastic/water saving/ National Unity in the language of partnering states/UTs	At least two times every month/ Schools' premises during morning assembly.	The students will have exposure to partnering state language. Enhance social responsibility among students.
7	"Questions/ Answer session" (Quiz) on partnering States/UTs. (Know Your Partner States/UTs)	Once in a month/ Morning Assembly.	It will help students to remember the important facts about partnering States/UTs.
8	"State Day Celebration" of partner State/UT	On State Day/ School Premises	It will develop a sense of unity among the students of both the States/UTs.

## ECO CLUB

An Eco-Club is a group of school teachers & students interested in environmental issues and willing to make significant contribution to society.

### **OBJECTIVES:**

- To make children understand environment and environmental problems.
- To provide environmental education opportunities for school children.
- To utilize the unique position of school children as conduits for awareness of the society at large.
- To facilitate children's participation in decision making in areas related to environment & development.
- To bring children into direct contact with the environmental problems being faced by society they live in and make them think of solutions.
- To involve children in action based programmes related to environment in their surroundings.
- To aware students with various ways to conserve water.
- To motivate students to conserve and collect Rain water.

### **Activities for ECO CLUB:**

S. No	Activity name
1.	Earth Day Celebration- Speech in Assembly & Kachhra Samadhan Mahotsav
2	Say No to Plastic Tiffin and ALUMINIUM foil
3.	Visit to sewage waste management plant & Conservation of water plant
4.	Tree Plantation Drive. ( Vanmahotsav celebration)
5.	Say no to Plastic Bags Introduction of Eco friendly bags
6.	Cleaning of various labs of school.
7.	Motivate students to conserve water by engaging them in various activities
8.	Constitute a School Water Management Committee
9	Students can be made to visit a water treatment plant in the area to witness water processing and other places where conservation practices are being adopted.
10.	Sharam Daan for Cleanliness of school Garden.
11	Let's talk about fuel and electricity importance and management.
12	Rally -Say no to Crackers
13	Waste Management - - Measures for minimization of waste -Increasing value by reducing, reusing and recycling as much as possible. - Paper recycling and paper Mache artwork from waste paper - Segregation of waste and Composting
14	Nature Walk and Nature Watch

## MEDICAL PLANNER FOR CLASSES 4<sup>th</sup> to 10+2 (SENIOR) SESSION: 2020-2021

MONTH	TOPICS
APRIL	<b>World Health Day topic: Health for all (Regarding Corona Virus)</b>
MAY	<b>BREAKFAST - A Great Way To Start The Day!</b> + <b>DEHYDRATION - When Your Body Needs More Water</b>
JUNE	<b>HOMEWORK - Get into the Habit</b> + <b>DISCIPLINE - Keeping the Rules</b>
JULY	<b>Fear in Decision Making</b> + <b>Don't Blame The Distractions, Improve Your Focus</b>
AUGUST	<b>GOOD POSTURE - Looking After Your Back</b> + <b>MEDITATION - Helping People Sort Things Out</b>
SEPTEMBER	<b>Dental hygiene</b>
OCTOBER	<b>Anger Management (Stress, Anxiety, Depression/Managing Your Feelings)</b> + <b>A Rhythm of health - HEART BEAT</b>
NOVEMBER	<b>Are you ready for winter? (Cold, Flu, Sore Throat)</b> + <b>Caring of Your Skin</b>
DECEMBER	<b>Hygiene and Puberty</b> + <b>Are you a Bystander to Bullying?</b>
JANURAY	<b>Use of Internet/Computer Games/Mobile Phones</b>
FEBRUARY	<b>RESPECT - A Way of life</b>
MARCH	<b>RESILIENCE - Don't Let Things Get You Down</b> + <b>CONFIDENCE - Put Your Best Foot Forward!</b>

**School Medical Officer  
Dr Harsimran Kaur**

**Dr Mohan Lal Sharma  
Principal**

## Test Schedule- Classes- 8<sup>th</sup> to 10<sup>th</sup>

Day	8 <sup>th</sup>	9 <sup>th</sup>	10 <sup>th</sup>
Monday	English	Hindi	Mathematics
Tuesday	Mathematics	English	Hindi
Wednesday	Science	Mathematics	Social Science
Thursday	Social Science	Science	Punjabi
Friday	Punjabi	Social Science	Science
Saturday	Hindi	Punjabi	English

## Activity of the Month (Session- 2020-21) Class- 9<sup>th</sup>

Sr. No.	Month	Name of Activity
1.	April	Inter-class Display Board Competition (Inside Classrooms) Dance Competition
2.	May	'Art of Japan' Origame Competition
3.	July	'Hason Aur Hasaao' Hasya Kavita Vaachan in Hindi
4.	August	'Tender Ties'- Rakhi Making Competition
5.	October	<b>Kalakriti-</b> Display Board Competition
6.	November	'Anti Crackers Rally'
7.	December	'Flower Arrangement' [Blossom – Fiesta] - Fest
8.	January	Sports Meet Fest



## Important Days (Awareness)

### Session 2020-21

### APRIL

<u>S.No</u>	<u>Date</u>	<u>Day</u>	
1	2 <sup>nd</sup> April	Thursday	Ram Navami
2	6 <sup>th</sup> April	Monday	Mahavir Jayanti
3	7 <sup>th</sup> April	Tuesday	World Health Day
4	8 <sup>th</sup> April	Wednesday	Arya Samaj Sathapana Diwas, New Session Beginning 1 <sup>st</sup> to 10+2 (Hawan Yajna) Mangal Kamna Diwas
5	10 <sup>th</sup> April	Friday	New Session Beginning LKG & UKG (Shubhaarambh)
6	13 <sup>th</sup> April	Monday	Jallianwala Bagh Massacre
7	14 <sup>th</sup> April	Tuesday	Dr. B.R. Ambedkar Jayanti
8	18 <sup>th</sup> April	Saturday	World Heritage Day, Welcome Fiesta: LKG to 3 <sup>rd</sup>
9	19 <sup>th</sup> April	Sunday	Mahatama Hansraj Jayanti
10	22 <sup>nd</sup> April	Wednesday	World Earth Day - (Celebration by Science Department)
11	23 <sup>rd</sup> April	Thursday	World Book Day, English Language Day- (Celebration by English Department)
12	25 <sup>th</sup> April	Saturday	Parshuram Jayanti, World Malaria Day
13	29 <sup>th</sup> April	Wednesday	International Dance Day

### MAY

<u>S.No</u>	<u>Date</u>	<u>Day</u>	
1	1 <sup>st</sup> May	Friday	Labour Day -(SEWA Projects-By Sports Department) (Role Play- Our Helpers -by class 5 <sup>th</sup> )
2	3 <sup>rd</sup> May	Sunday	World Press Freedom Day
3	4 <sup>th</sup> May	Monday	Students Council Interview- (By All Houses)
4	5 <sup>th</sup> May	Tuesday	
5	7 <sup>th</sup> May	Thursday	Tagore Jayanti, Buddha Purnima- (Tribute by Running House)
6	8 <sup>th</sup> May	Friday	World Red Cross Day- (By First Aid Committee/ SEWA Project)
7	10 <sup>th</sup> May	Sunday	Mothers day- (Celebration by 1 <sup>st</sup> & 2 <sup>nd</sup> Class)

8	11 <sup>th</sup> May	Monday	National Technology Day
9	15 <sup>th</sup> May	Friday	International Family Day
10	17 <sup>th</sup> May	Sunday	World Telecommunication & Information Society Day
11	23 <sup>rd</sup> May	Saturday	Interaction with Parents- PTM (Classes- 6 <sup>th</sup> to 10+2 )
12	24 <sup>th</sup> May	Sunday	Common Wealth Day
13	25 <sup>th</sup> May	Monday	Eid-UI-Fitr
14	26 <sup>th</sup> May	Tuesday	Guru Arjan Dev Ji Martyrdom Day
15	27 <sup>th</sup> May	Wednesday	Investiture Ceremony- (By all Houses)
16	30 <sup>th</sup> May	Saturday	Interaction with Parents- PTM (Classes- LKG to 5 <sup>th</sup> )
17	31 <sup>st</sup> May	Sunday	World No Tobacco Day

**JUNE**

<u>S.No</u>	<u>Date</u>	<u>Day</u>	
1	1 <sup>st</sup> June	Monday	Dav Foundation Day- (Hawan Yajna) Global Day of Parents
2	5 <sup>th</sup> June	Friday	World Environment Day, Sant Kabir Jayanti
3	12 <sup>th</sup> June	Friday	Anti Child Labour Day
4	14 <sup>th</sup> June	Sunday	World Blood Donor Day
5	21 <sup>st</sup> June	Sunday	Yoga Day- (Celebration by NCC Cadets) Father's Day
6	26 <sup>th</sup> June	Friday	International Anti Drug Day

**JULY**

<u>S.No</u>	<u>Date</u>	<u>Day</u>	
1	11 <sup>th</sup> July	Saturday	World Population Day
2	15 <sup>th</sup> July	Wednesday	World Youth Skill Day
3	26 <sup>th</sup> July	Sunday	Kargil Vijay Diwas
4	28 <sup>th</sup> July	Tuesday	World Hepatitis Day
5	31 <sup>st</sup> July	Friday	Martyrdom Day Of Saheed Udham Singh Ji (Tribute by Running House)

**AUGUST**

<u>S.No</u>	<u>Date</u>	<u>Day</u>	
1	3 <sup>rd</sup> Aug	Monday	Raksha Bandhan
2	8 <sup>th</sup> Aug	Saturday	World Senior Citizen Day
3	11 <sup>th</sup> Aug	Tuesday	Krishna Janamashtami

			(Celebration by Senior Wing- Matki Fod + Kirtan Sandhya)
4	12 <sup>th</sup> Aug	Wednesday	World Youth Day
5	15 <sup>th</sup> Aug	Saturday	Independence Day- (Celebration by Pre-Primary Block)
6	18 <sup>th</sup> Aug	Tuesday	Sanskrit Diwas- (Celebration By Sanskrit Department)
7	19 <sup>th</sup> Aug	Wednesday	World Photography Day, Parkash Utsav Shri Guru Granth Sahib Ji
8	20 <sup>th</sup> Aug	Thursday	National Sadhbhavana Diwas
9	21 <sup>st</sup> Aug	Friday	Teej (Hari Talika)- Celebration by 11 <sup>th</sup> & 12 <sup>th</sup>
10	29 <sup>th</sup> Aug	Saturday	National Sports Day- Celebration by Sports Department

### SEPTEMBER

<u>S.No</u>	<u>Date</u>	<u>Day</u>	
1	5 <sup>th</sup> Sep	Saturday	Teachers Day (Guru Utsav)
2	8 <sup>th</sup> Sep	Tuesday	International Literacy Day- (Celebration by Punjabi Department)
3	14 <sup>th</sup> Sep	Monday	Hindi Diwas- (Celebration by Hindi Department)
4	15 <sup>th</sup> Sep	Tuesday	International Democracy Day
5	16 <sup>th</sup> Sep	Wednesday	World Ozone Preservation Day
6	21 <sup>st</sup> Sep	Monday	International Peace Day
7	27 <sup>th</sup> Sep	Sunday	World Tourism Day
8	29 <sup>th</sup> Sep	Tuesday	World Heart Day

### OCTOBER

<u>S.No</u>	<u>Date</u>	<u>Day</u>	
1	2 <sup>nd</sup> Oct	Friday	Mahatama Gandhi Jayanti & Non Violence Day, Lal Bahadur Jayanti (Tribute by Houses)
2	3 <sup>rd</sup> Oct	Saturday	World Nature Day
3	4 <sup>th</sup> Oct	Sunday	World Animal Day
4	6 <sup>th</sup> Oct	Tuesday	World Wildlife Day
5	8 <sup>th</sup> Oct	Thursday	Indian Air Force Day
6	11 <sup>th</sup> Oct	Sunday	International Girl Child Day
7	15 <sup>th</sup> Oct	Thursday	World Students Day
8	16 <sup>th</sup> Oct	Friday	World Food Day- (Celebration By UKG Class)

9	17 <sup>th</sup> Oct	Saturday	Maharaja Aggarsain Jayanti
10	24 <sup>th</sup> Oct	Saturday	United Nations Day- (Celebration by Social Science Department)
11	25 <sup>th</sup> Oct	Sunday	Dusshera- (Celebration by Running House)
12	31 <sup>st</sup> Oct	Saturday	Maharishi Valmiki Jayanti, National Unity Day

**NOVEMBER**

<u>S.No</u>	<u>Date</u>	<u>Day</u>	
1	1 <sup>st</sup> Nov	Sunday	Punjab Diwas
2	2 <sup>nd</sup> Nov	Monday	Prakash Guru Parb of Shri Ram Dass ji
3	4 <sup>th</sup> Nov	Wednesday	Karva Chauth
4	7 <sup>th</sup> Nov	Saturday	World Cancer Awareness Day
5	11 <sup>th</sup> Nov	Wednesday	National Education Day
6	14 <sup>th</sup> Nov	Saturday	Diwali, Children Day- (Thanks Giving Activity By Senior Block)
7	15 <sup>th</sup> Nov	Sunday	Goverdhan Puja , Vishavkarma Day
8	16 <sup>th</sup> Nov	Monday	Bhai Dooj
9	19 <sup>th</sup> Nov	Thursday	National Integration Day
10	26 <sup>th</sup> Nov	Thursday	Communal Harmony
11	30 <sup>th</sup> Nov	Monday	Shri Guru Nanak Dev Jayanti- (Celebration By Punjabi Department)

**DECEMBER**

<u>S.No</u>	<u>Date</u>	<u>Day</u>	
1	1 <sup>st</sup> Dec	Tuesday	World AIDS Day
2	2 <sup>nd</sup> Dec	Wednesday	World Computer Literacy Day (Celebration by Computer Department)
3	4 <sup>th</sup> Dec	Friday	Indian Navy Day
4	7 <sup>th</sup> Dec	Monday	Indian Armed Forces Flag Day
5	9 <sup>th</sup> Dec	Wednesday	International Anti Corruption Day
6	10 <sup>th</sup> Dec	Thursday	Human Rights Day
7	22 <sup>nd</sup> Dec	Tuesday	National Mathematics Day (Celebration by Maths Department)
8	23 <sup>rd</sup> Dec	Wednesday	Shradhanand Balidan Diwas, National Farmer's Day
9	25 <sup>th</sup> Dec	Friday	Christmas Day
10	26 <sup>th</sup> to 28 <sup>th</sup>	Saturday,	Shaheedi Jor Mela

Dec	Sunday, Monday	(By Primary Block)
-----	-------------------	--------------------

**JANUARY**

<u>S.No</u>	<u>Date</u>	<u>Day</u>	
1	1 <sup>st</sup> Jan	Friday	New Year (Hawan Yajna)
2	10 <sup>th</sup> Jan	Sunday	World Laughter Day
3	12 <sup>th</sup> Jan	Tuesday	National Youth Day
4	13 <sup>th</sup> Jan	Wednesday	Lohri- (Celebration by Running House)
5	14 <sup>th</sup> Jan	Thursday	Makar Sankranti
6	20 <sup>th</sup> Jan	Wednesday	Guru Gobind Singh Ji Jayanti
7	23 <sup>th</sup> Jan	Saturday	Neetaji Subhash Chandra Bose Birth Anniversary
8	25 <sup>th</sup> Jan	Monday	National Voters Day
9	26 <sup>th</sup> Jan	Tuesday	Republic Day- (Celebration by Running House)
10	30 <sup>th</sup> Jan	Saturday	Mahatama Gandhi Martyrdom Day- (Tribute by Running House)

**FEBRUARY**

<u>S.No</u>	<u>Date</u>	<u>Day</u>	
1	4 <sup>th</sup> Feb	Thursday	World Cancer Day
2	16 <sup>th</sup> Feb	Tuesday	Basant Panchmi- (Celebration by Running House)
3	20 <sup>th</sup> Feb	Saturday	World Day of Social Justice
4	21 <sup>st</sup> Feb	Sunday	Maharishi Dayanand Saraswati Jayanti- (Shradanjali by Running House)
5	23 <sup>rd</sup> Feb	Tuesday	World Peace & Understanding Day
6	24 <sup>th</sup> Feb	Wednesday	Rishi Bodh Utsav
7	27 <sup>th</sup> Feb	Saturday	Guru Ravidas Jayanti
8	28 <sup>th</sup> Feb	Sunday	National Science Day

**MARCH**

<u>S.No</u>	<u>Date</u>	<u>Day</u>	
1	3 <sup>rd</sup> March	Wednesday	National Defence Day
2	8 <sup>th</sup> March	Monday	International Women's Day
3	11 <sup>th</sup> March	Thursday	Maha Shiv Ratri
4	15 <sup>th</sup> March	Monday	World Consumers Rights Day
5	22 <sup>nd</sup> March	Monday	World Water Day
6	29 <sup>th</sup> March	Monday	Holi

## आर्य पर्व

S.No	Date	Day	
1	6 अप्रैल	सोमवार	आर्य समाज स्थापना दिवस
2	14 अप्रैल	मंगलवार	पंडित गुरुदत्त विद्यार्थी जन्म दिवस
3	19 अप्रैल	रविवार	महात्मा हंसराज दिवस
4	1 जून	सोमवार	डी.ए.वी. स्थापना दिवस
5	14 सितम्बर	सोमवार	गुरु विरजानंद पुण्यतिथि
6	5 अक्तूबर	सोमवार	स्वामी विरजानंद जयंती
7	16 अक्तूबर	शुक्रवार	महात्मा आनंद स्वामी जन्म दिवस
8	24 अक्तूबर	शनिवार	महात्मा आनंद स्वामी पुण्यतिथि
9	27 अक्तूबर	मंगलवार	ऋषि निर्वाणोत्सव
10	14 नवम्बर	शनिवार	स्वामी दयानंद विरजानंद की कुटिया
11	15 नवम्बर	रविवार	महात्मा हंसराज पुण्यतिथि
12	21 नवम्बर	शनिवार	रामचंद्र छत्रपति बलिदान दिवस
13	19 दिसम्बर	शनिवार	पंडित राम प्रसाद बिस्मिल बलिदान दिवस
14	23 दिसम्बर	बुधवार	स्वामी श्रद्धानंद बलिदान दिवस
15	12 जनवरी	मंगलवार	स्वामी विवेकानंद जयंती
16	28 जनवरी	वीरवार	लाला लाजपतराय जयंती
17	21 फ़रवरी	रविवार	मुनि मुनिश्वरानंद पुण्यतिथि
18	28 फ़रवरी	रविवार	ऋषि दयानंद सरस्वती जन्म दिवस
19	4 मार्च	वीरवार	ऋषि बोधोत्सव
20	19 मार्च	शुक्रवार	पंडित गुरुदत्त विद्यार्थी पुण्यतिथि





## Holidays List

### Session 2020-21

<u>S.No</u>	<u>Date</u>	<u>Day</u>	
1	13 <sup>th</sup> April	Monday	Baisakhi
2	25 <sup>th</sup> April	Saturday	Parshu Ram Jayanti
3	25 <sup>th</sup> May	Monday	Eid Ul Fitar
4	3 <sup>rd</sup> Aug	Monday	Raksha Bandhan
5	11 <sup>th</sup> Aug	Tuesday	Krishan Janamashtami
6	15 <sup>th</sup> Aug	Saturday	Independence Day
7	2 <sup>nd</sup> Oct	Friday	Mahatama Gandhi Jayanti
8	17 <sup>th</sup> Oct	Saturday	Maharaja Aggarsain Jayanti
9	25 <sup>th</sup> Oct	Sunday	Dussehra
10	31 <sup>st</sup> Oct	Saturday	Maharishi Valmiki Jayanti
11	4 <sup>th</sup> Nov	Wednesday	Karva Chauth
12	14 <sup>th</sup> Nov	Saturday	Diwali
13	15 <sup>th</sup> Nov	Sunday	Vishavkarma DAY/ Goverdhan Puja
14	16 <sup>th</sup> Nov	Monday	Bhai Dooj
15	24 <sup>th</sup> Nov	Tuesday	Martyrdom Day of Shri Guru Teg Bahadur Ji
16	30 <sup>th</sup> Nov	Monday	Parkash Purb of Shri Guru Nanak Dev Ji
17	25 <sup>th</sup> Dec	Friday	Christmas Day
18	26 <sup>th</sup> to 28 <sup>th</sup> Dec	Saturday to Monday	Jor Mela
19	14 <sup>th</sup> Jan	Thursday	Makar Sankranti
20	20 <sup>th</sup> Jan	Wednesday	Shri Guru Gobind Singh Jayanti
21	26 <sup>th</sup> Jan	Tuesday	Republic Day
22	27 <sup>th</sup> Feb	Saturday	Shri Guru Ravidas Jayanti
23	11 <sup>th</sup> March	Thursday	Maha Shivratri

# SCHOOL HOUSES

## SESSION -2020-21

<b>Name of House</b>	<b>Motto</b>	<b>Tagline</b>	<b>Colour</b>	<b>LOGO</b>
<b>Honesty House</b>	Be Loyal and Trustworthy	The Art Of Being Truthful	Saffron	
<b>Work culture House</b>	Effective Management and Team Work	Goodness and hard work always rewarded with respect	Red	
<b>Faithful House</b>	Faithful Action is the Fundamental key to Success	Satayamev Jayate	Blue	
<b>Discipline House</b>	Self control Or Self command	Discipline turns ability into achievement	Green	



**DO's AND DON'Ts**

<u>Do's</u>	<u>Don'ts</u>
<ol style="list-style-type: none"> <li>1. Give due regards to your elders.</li> <li>2. Prepare yourself well to perform well.</li> <li>3. Converse in English in School Campus.</li> <li>4. Come to school well groomed, in proper Uniform.</li> <li>5. Bring the student diary to school daily.</li> <li>6. Be regular in attendance and never be late to school. Attend morning assembly without fail.</li> <li>7. Keep your classroom and school premises clean and tidy.</li> <li>8. Turn off the taps after use.</li> <li>9. Switch off fans and lights when not in use.</li> <li>10. Be fair and honest at work. Always be considerate of the rights of others.</li> <li>11. Make use of the Library.</li> </ol>	<ol style="list-style-type: none"> <li>1. Do not bring precious articles in school.</li> <li>2. Do not damage the school property.</li> <li>3. Do not make noise in the classroom, corridors, auditorium or elsewhere in the school campus</li> <li>4. Do not bring gadgets such as mobile phones, I Pads, MP3's etc</li> <li>5. Do not absent yourself from school. 75% attendance is the minimum requirement.</li> <li>6 Do not use abusive language.</li> <li>7. Do not pluck flowers. Never touch electric plugs.</li> <li>8. Do not wear expensive jewellery to school.</li> <li>9. Don't involve in physical fights.</li> <li>10. Do not come in personal vehicles to school.</li> </ol>

**CODE OF CONDUCT**

- ❖ Converse in English in school campus.
- ❖ Come to school regularly. In case you want to avail leave, kindly get it sanctioned from class teacher.
- ❖ Ensure proper order and discipline while moving to the playground / assembly / library or any lab.
- ❖ Library books must be handled with extra care and must be returned in time.
- ❖ Shouting / Fighting or Indulging in unruly behavior in the school premises is forbidden.
- ❖ Kindly contribute to make your school clean DAV, Green DAV.
- ❖ Proper decorum should be maintained while singing National Anthem / DAV Anthem and School Prayers as a mark of patriotism.
- ❖ Students should not carry any sharp objects like blade, knife, paper cutter etc. as they can prove to be harmful.
- ❖ Possession of crackers / bursting crackers / playing with colours in the school is strictly prohibited.
- ❖ Any student found with expensive jewellery, mobile phone, CD's, any other objectionable article will be subjected to fine and confiscation of the above mentioned articles.

TEN PRINCIPLES OF THE ARYA SAMAJ

1. God is the primary source of all true knowledge and of all that can be known through it.
2. God is Existent, Intelligent and Blissful. He is Formless, Almighty, Just Merciful, Unborn, Infinite, Unchallengeable, Beginning less, Incomparable the support and Lord of all, Omniscient, Imperishable, Immortal, Fearless, Eternal, Holy and the Maker of the Universe. To him alone worship is due.
3. The Vedas are scriptures of true knowledge. It is the duty of all Aryas to read them, hear them being read and recite them to others.
4. We should always be ready to accept the truth and give up untruth.
5. All actions should be performed in conformity with Dharma, that is, after due consideration of right and wrong.
5. The primary aim of the Arya Samaj is too good for all, that is, to promote their physical, spiritual and social well-being.
6. We should treat all people with love, fairness and due regards for their merit.
7. One should aim at dispelling ignorance and promoting knowledge.
8. One should not only be content with one's own welfare but should look for it in the welfare of other also.
10. One should regard oneself under restriction to follow altruistic rulings of the society, while all should be free in following the rules of individual welfare

## आर्य समाज के नियम

1. सब सत्य विद्या और जो पदार्थ विद्या से जाने जाते हैं, उन सब का आदि मूल परमेश्वर है।
2. ईश्वर सच्चिदानंद स्वरूप, निराकार, सर्वशक्तिमान, न्यायकारी, दयालु, सर्वेश्वर, सर्वव्यापक, सर्वांतर्यामी, अजर, अमर, अभय, नित्य, पवित्र और सृष्टिकर्ता है उसी की उपासना करने योग्य है।
3. वेद सब सत्य विद्याओं की पुस्तक है। वेद का पढ़ना-पढ़ाना और सुनना-सुनाना सब आर्यों का परम धर्म है।
4. सत्य के ग्रहण करने और असत्य के छोड़ने में सर्वदा उद्यत रहना चाहिए।
5. सब काम धर्मानुसार अर्थात् सत्य और असत्य का विचार करके करना चाहिए।
6. संसार का उपकार करना इस समाज का मुख्य उद्देश्य है अर्थात् शारीरिक, आत्मिक और सामाजिक उन्नति करना।
7. सबसे प्रीतिपूर्वक धर्मानुसार यथायोग्य वर्तना चाहिए।
8. अविद्या का नाश और विद्या की वृद्धि करनी चाहिए।
9. प्रत्येक को अपनी ही उन्नति से संतुष्ट न रहना चाहिए, किंतु सबकी उन्नति में अपनी उन्नति समझनी चाहिए।
10. सब मनुष्यों को सामाजिक सर्वहितकारी नियम पालने में परतंत्र रहना चाहिए और प्रत्येक हितकारी नियम में सब स्वतंत्र रहें।